



Greenlam
LAMINATES



Greenlam.

CRAFT FROM TACTILITY

COLOR OF LEGACIES AND EXCELLENCE

Greenlam is amongst the world's top 3, Asia's largest and India's No. 1 surfacing solutions brand. With its presence in over 120 countries, Greenlam has focused on developing quality products with a great passion for innovation. It offers end-to-end surfacing solutions spread across decorative laminates, compact laminates, interior and exterior clads, restroom cubicles and locker solutions, decorative veneers, engineered wooden floors, doors, plywood and pre-laminated chipboard. With multiple state-of-the-art manufacturing facilities across the country, it is the first choice of architects, interior designers, and homeowners when it comes to transforming living spaces.

We work in harmony with our environment. Greenlam thinks and acts to save and preserve nature in its pristine form by ethical sourcing of its raw materials from the world over. Coupled with this, the products offered by Greenlam are Greenguard Certified, Anti-virus, Anti-bacterial & Anti-fungal thereby ensuring they are environment friendly and safe to use. With robust network of over 30,000 distributors and dealers, Greenlam is just a call away to give your spaces a new look.



**CATALOGUE
DOWNLOAD**



**BIM FILES
DOWNLOAD**

GREENLAM GLOBAL FOOTPRINT

GLOBAL REACH WITH TRUSTED LOCAL TEAMS

AFRICA

Egypt
Ivory Coast
Kenya
Morocco

AMERICA

Miami
Philadelphia

ASIA

Bangladesh
Hong Kong
India
Indonesia
Malaysia
Myanmar
Nepal
Philippines
Singapore
Sri Lanka
Taiwan
Thailand
Vietnam

EUROPE & UK

England
Germany
Italy
Poland
Romania
Spain
Switzerland

MIDDLE EAST

Kingdom of Saudi Arabia
United Arab Emirates



A GROWING GLOBAL PRESENCE

Trusted in 120+ countries and expanding, with 16 international offices, 5 distribution centres, and 14 overseas subsidiaries — and counting.


DESIGNING TOMORROW RESPONSIBLY

Greenlam ESG journey is based on 4 key philosophies



GOAL 01

Net Zero Carbon Emissions & Water Positive



- Net Zero CO₂ (scope 1 & 2) by 2030*
- 20% reduction in energy and water intensity by 2030*
- 100% Groundwater recharge at factories by 2027
- 20% reduction in transport emissions upstream & downstream by 2030

*At manufacturing level

GOAL 02

Recycling & Eco Design for Resource Efficiency



- 50% recycled paper use by 2027
- 50% reduction in plastic packaging by 2030*
- Support new plantations for over 25% of our wood needs by 2030
- 50% wood from certified or verifiable sources by 2035
- Zero waste to landfill by 2030

GOAL 03

Safety, Well-being, & Engagement



- Total reportable incident rate < 1% by 2027
- Medical insurance & accident cover for all employees
- 10% improvement in bottom 3 areas of employee satisfaction score
- Learning & development for all employees

GOAL 04


Relationships Built on Trust



- 90% suppliers conforming to business partner code of conduct by 2027
- Strategic suppliers tracked for supplier sustainability by 2027 permanent & measurable impact for our communities & harvesters
- Net Promoter Score implementation for customers

GREENLAM UNIFIED SOLUTIONS

Imagine a space where every element works in perfect unison. With our comprehensive product range, achieving a cohesive and unique design identity is easier than ever. We've curated a complete selection of materials, taking the guesswork out of coordination. It's like having a team of specialists at your fingertips, delivering everything you need for a stunning, unified interior.



Antivirus & Anti-bacterial Protection



Greenlam laminates are treated with high-efficacy, anti-microbial agents, retarding and eliminating up to 99.9% of commonly found bacteria and viruses, including SARS-CoV-2, which causes COVID-19.



Fire Retardant

Greenlam laminates have been tested to achieve optimal fire-propagation reduction and surface spread-of-flame performance. Proof of certification is available upon request.



NSF Certifications

Greenlam laminates are manufactured according to the NSF[^] food safety and environmental health standards, and can come in direct contact with food. All Greenlam laminates with decors listed on NSF website are certified by prestigious American body, NSF International, making them the safest laminates for human health. Our surfaces can be used in situations where they will have direct contact with food. "Our surfaces have also been tested in accordance with EC directive 1935 with regards to food safety. Our products were proved fully compliant through testing to the demanding EU Food Commission Regulation 10/2011 with successful testing to BSEN 1186-1:2002, BSEN 1186-3:2002 & BSEN 1186-14:2002".



10 Years Warranty

Greenlam offers 10 year warranty on all products against manufacturing defect.



30 Years of Excellence

Greenlam has won various prestigious awards including Delhi's Best Employer Brand Award, Largest Exporter of Laminates, Expert's Choice Award, Power Brands, Master Brand, 100 most Valuable Brands, among many others.

Disclaimer:

* "As per the test report SARS Cov-2 virus gets more than 99% retarded after 45 mins of the contact"

** "As per the test report virus gets 99.99% retarded in 24 hours of contact"

*** "As per test report bacteria gets 99.99% retarded after 24 hours of contact"

Environmental Credentials

We are proud to exceed the industry benchmark in the area of green certifications. In particular, rigorous tests have shown that Greenlam laminates emit minimal levels of VOCs^{**}, which have the potential to adversely impact the health of people that are exposed, and are certified to be suitable for use in environments where children may spend significant periods of time, such as hospitals and clinics.



FSC[®]: Forest Stewardship Council. Greenlam provides FSC[®] certified products on request (Certification No. DNV-COC-002714)

PEFCTM: Programme for the Endorsement of Forest Certification. Greenlam provides PEFCTM certified products on request (Certificate No. DNVSE-PEFC-COC-379)


*Volatile Organic Compounds

PICK YOUR COLOUR. PICK OUR LAMINATE.



Our Colourama app is every Interior Designer's and Architect's go-to app. In just a few seconds, you can turn your inspiration into reality. Simply, 'click' any photo and select your favourite colour or 'pick' any colour from the palette and we 'match' it to our laminates. You can also find the complementary laminates and the edgeband suggestion.

DOWNLOAD THE COLOURAMA APP



SIZE MATTERS.

Go Bigger
With Our New
10 FT Laminates.

10 FT LAMINATE ADVANTAGE

Engineered for spaces that demand more, the 10 ft laminate offers extended coverage with fewer joints, creating a cleaner, more seamless finish.

Ideal for high ceilings and long surfaces, it enhances aesthetics while saving time, reducing material wastage, and lowering installation costs.

Perfect for:

- Panelling in common areas
- Office furniture
- Large conference tables
- Door applications
- Kitchens and wardrobes



401 JUPITER



401 ARAN



401 SUEDE



401 SUPER GLOSS



401 LINEA



266 SATIN



5101 VRB



Specials

Step into a curated world of innovation and elegance with Greenlam's most exclusive surfaces. This time introducing the latest collection inspired from premium woods, marbles and fabric finishes which are- **Barrel, Canyon and Aran**. This section brings together a distinct selection of our special laminates—featuring AFX finishes that define modern minimalism, the rich depth and mirror-like clarity of HD Gloss, the soft elegance of Satin, and the sophisticated texture of stone finish like Jupiter that capture the essence of natural beauty. Crafted for spaces that seek distinction, this category is a celebration of surfaces that go beyond the ordinary.



Aran

SIZES

1220 x 2440 mm, 1220x3050 mm

THICKNESS


1.0 mm

APPLICATION

Wardrobe, Wall Paneling, Premium furniture & fixtures for residential and commercial spaces.

A newly developed woven textile texture that brings softness and subtle expression to surfaces. Its gently irregular pattern mimics the authenticity of handwoven fabric, adding a layer of depth and warmth to any design.

A




175 ARN P:6
HEATHER



Aran


A



5648 ARN P:10
LUIS GREY



B



5641 ARN P:10
KIMONO



Aran

A




148 ARN **P6**
TIDAL SAND

N



B

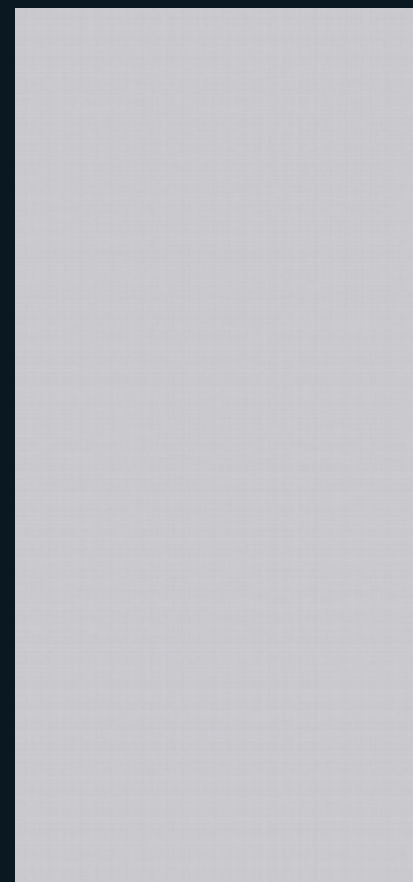


5642 ARN **P10**
MANILLA TAUPE

N



A




5591 ARN **P6**
KOTA PEARL

N



B



5592 ARN **P6**
KOTA SAGE

N



C



5602 ARN **P10**
WOVEN ANTHRACITE

N



401 ARN **P6**
BLACK

N



1

2

1

2

5601 ARN **P10**
WOVEN ASH GREY

N



Aran

Barrel

SIZES 1220 x 2440 mm
THICKNESS 1.0 mm
APPLICATION Wardrobe, Wall Paneling, Premium furniture & fixtures for residential and commercial spaces.

A sophisticated woodgrain texture designed to enhance the natural beauty of wood surfaces. Its soft, harmonious structure creates a calm and balanced visual effect — ideal for interiors seeking a serene and organic touch.

A



5106 BRL P15
 PALERMO OAK



Barrel

A



5101 BRL P15
 HORIZON ELM BEIGE



B



277 BRL P11
 CHARCOAL



2

5102 BRL P15
 HORIZON ELM BROWN



Barrel

A



774 BRL P11
MUNICH ACACIA



5076 BRL P11
PRIMEVAL OAK




B



5383 BRL P11
CHELSEA CHESTNUT ANTHRACITE



A



5311 BRL P11
CALIFORNIA ASH



5382 BRL P11
CHELSEA CHESTNUT BROWN



B



608 BRL P11
AMERICAN WALNUT



5078 BRL P11
ESOTERIC OAK



C



682 BRL P11
HILAND PINE



Barrel

Canyon

SIZES

1220 x 2440 mm

THICKNESS

1.0 mm

APPLICATION

Wardrobe, Wall Paneling, Premium furniture & fixtures for residential and commercial spaces.

A bold and large-scale stone texture designed to bring dramatic depth and contrast to any surface. With its interplay of smooth and rugged areas, it creates a visually dynamic and tactile experience that enhances both stone décors and solid color surfaces.

A



5673 CNY P15
SAMSARA

N



Canyon

A



5672 CNY P15
CAPITOL TRAVERTINE

N



B



2

5671 CNY P15
TIVOLI TRAVERTINE

N




5675 CNY P15
MARCO MARBLE

N



Canyon

A



265 CNY P11
GREY SAND



277 CNY P11
CHARCOAL



B



5674 CNY P15
ZEUS BROWN



Canyon

A



5596 CNY P11
MANITOBA



132 CNY P11
CYCLONE



B



5583 CNY P11
VISCONTI




AFX

SIZES 1300 x 3050 mm
1220 x 2440 mm
THICKNESS 1.0 mm and above
CORE Black, White, Grey, & Brown

Anti-Fingerprint Laminates
Say goodbye to fingerprint smudges. The Greenlam AFX collection of laminates is scratch-resistant and can be easily wiped down to remove impurities and grease marks.

 Anti-fingerprint	 Soft to touch	 Scratch resistant	 Food-contact suitable	 Mould Resistant
 Ultra matt surface with low light	 Highly resistant to chemicals	 Hygienic	 Easy to clean	 Hydro-repellant



9861 AFX
BLACK X



THE DIY SCRATCH TEST

Go ahead and try this. Take a coin and rub it hard on this surface. Then, simply wipe the surface using melamine sponge and what do you see? **Nothing!**

Greenlam AFX (Anti-Fingerprint laminates) is an ultra-matt finish laminate which has been specially treated to make the surface impression-free, non-porous, scratch-resistant and hydro-repellant, making it effortless to clean away impurities and grease marks.








Scan to watch Greenlam AFX Laminates 8 performance tests

	A	B	C	D
1				
	9851 AFX WHITE X 	9854 AFX DOVE 	9858 AFX VICTORIAN VIOLET 	9857 AFX COUNTRY BLUE 
2				
	9855 AFX BASALT GREY 	9852 AFX EDEN GREY 	9859 AFX SEA WEED GREEN 	9860 AFX TWILIGHT BLUE 
3				
	9862 AFX TITAN 	9853 AFX ANTHRACITE 	9856 AFX COFFEE BEAN 	9861 AFX BLACK X 

Unicore

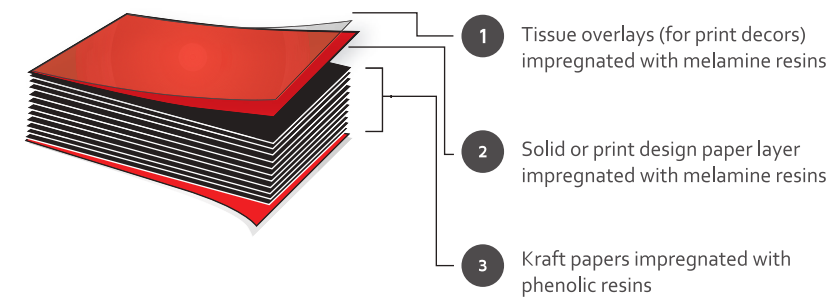
SIZES 1220 x 2440 mm
THICKNESS 1.0 mm
TEXTURES HD Gloss, Super Gloss, Suede

This exclusive range of laminates are infused with colour; not just on the surface but right down to its core. Unicore laminates are sturdy, more durable and absolutely void of dark edges.

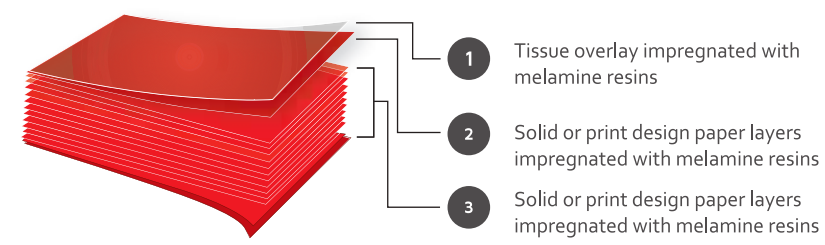
- 
Abrasion Resistant
- 
Anti-Bacterial
- 
Heat Resistant
- 
Scratch Resistant
- 
Stain Resistant
- 
No Dark Edges

CONSTRUCTION TECHNIQUE

General Purpose Compact Construction



























Unicore Compact Laminate Construction



APPLICATIONS

- 
Cabinets
- 
Countertops
- 
Shelves
- 
Doors
- 
Furniture
- 
Exhibits
- 
Signage

A	B	C	D
1 			
90107 SUD WOOL 	90107 HDG WOOL 	90124 SUD MYSORE IVORY 	90124 HDG MYSORE IVORY 
2 			
90207 SUD DIVINE YELLOW 	90207 HDG DIVINE YELLOW 	90217 SUD LIGHT ORANGE 	90217 HDG LIGHT ORANGE 
3 			
90204 SUD RED DYNASTY 	90204 HDG RED DYNASTY 	90401 SUD BLACK 	90401 HDG BLACK 

Satin

SIZES 1220 x 2440 mm, 1220 x 3050
THICKNESS 1.0 mm
APPLICATION Wardrobe, Wall Paneling, Premium furniture & fixtures for residential and commercial spaces.

Remarkably elegant and premium Satin Collection. Its texture and feel evoke a sense of true luxury. What makes this collection truly special is its exclusive range of designs that are sure to add excitement to your interiors and leave you enthralled. Available in Woods, Patterns and Colours, these designs are the perfect way to make any surface look niche and premium. One touch of its silky and super matt finish, and you will agree there is simply no match to its captivating design and feel.



Soft to touch



Super-matt surface with low light



Scratch resistant



Hygienic




Food contact suitable



Mould resistant



Easy to clean



Satin



Satin

A



175 SAT P11
HEATHER



B



173 SAT P11
BARBIE PINK



C



203 SAT P11
RED



D



452 SAT P11
PLUM



1



174 SAT P11
POWDER PINK



205 SAT P11
BRICK



138 SAT P11
TERRACOTTA



466 SAT P11
DARK CHERRY



2

Satin


A



146 SAT P11
OATMEAL




B



137 SAT P11
MUSTARD



1



181 SAT P11
CHOCOLATE



2

Satin

A



5595 SAT P11
SCALA GREY



940 SAT P35
NEPTUNO PEARL



B



Recommended for vertical application only.

A



5584 SAT P11
ATHENA



B



5673 SAT P15
SAMSARA



Satin

Satin

A



5572 SAT P11
GREY MARQUINA



B



5574 SAT P11
STATUARIO



A



5597 SAT P11
SANGANER PEARL



B



5598 SAT P11
SANGANER TERRACOTTA



B



5594 SAT P11
OLYMPIA



2



5583 SAT P11
VISCONTI



Satin

Satin

A



5107 SAT P15
VIENNA BEECH



A



5106 SAT P15
PALERMO OAK



B



5379 SAT P11
MANOR



Satin

Satin

A



1

5082 SAT P11
LOUISIANA OAK



B



2

5392 SAT P11
MODERN OAK



5333 SAT P11
NORDIC WALNUT



A



1

5375 SAT P11
SATURNO WALNUT



B



5349 SAT P11
AUSTIN WALNUT



Satin

Satin

A



1

5376 SAT **P11**
TEXAS RODEO



B



5343 SAT **P11**
LIRO SAP



Satin

A



1

5377 SAT **P11**
DANDY WOOD TAUPE



B



5378 SAT **P11**
DANDY WOOD ANTHRACITE



High Definition Gloss

SIZES
THICKNESS
APPLICATION

1220 x 2440 mm
1.0 mm
Kitchen Wardrobe,
Wall Paneling,
Premium furniture
& fixtures for
residential and
commercial spaces.


Greenlam HD Gloss has been developed with the most advanced technology to create the best-in-class Gloss. Resistant to MAR, scratches and abrasion, these premium laminates are sturdier & highly durable than any other standard gloss laminates.



MAR Resistant



Anti-Bacterial



Heat Resistant



Scratch Resistant



Abrasion Resistant



Impact Resistant




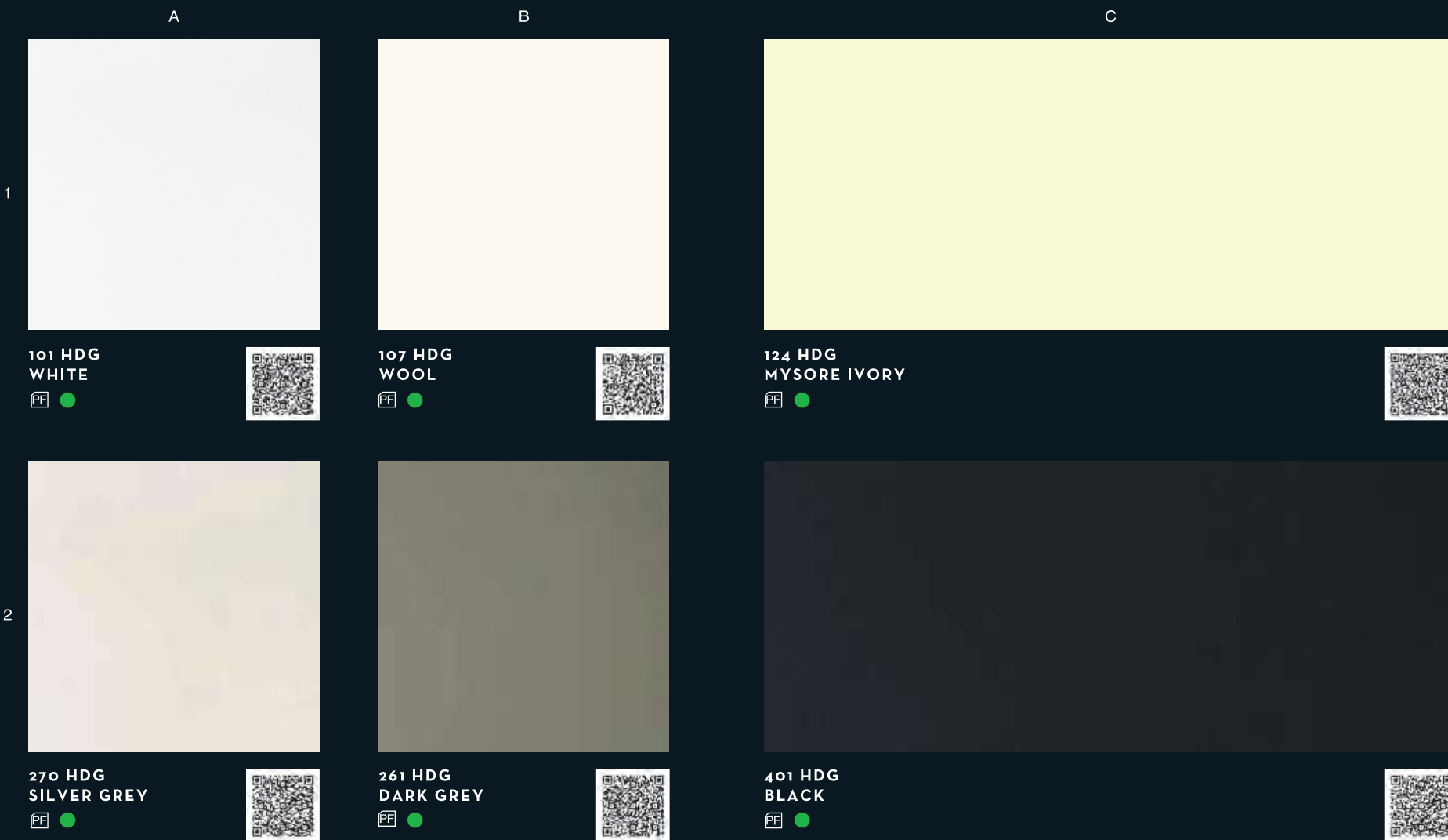
Stain Resistant



Superior Gloss Level

EXCLUSIVELY AVAILABLE WITH GREENLAM

HD Gloss







HD Gloss



EXCLUSIVELY AVAILABLE WITH GREENLAM

HD Gloss





1

A	B	C	D
			
132 HDG CYCLONE	141 HDG BEIGE	163 HDG BAY	146 HDG OATMEAL





1

A	B	C	D
			
175 HDG HEATHER		173 HDG BARBIE PINK	



2

			
207 HDG DIVINE YELLOW	137 HDG MUSTARD	182 HDG BARK	181 HDG CHOCOLATE

2

			
174 HDG POWDER PINK	138 HDG TERRACOTTA	204 HDG RED DYNASTY	201 HDG MAROON

3

	
458 HDG NOIR CURRENT	466 HDG DARK CHERRY

HD Gloss

EXCLUSIVELY AVAILABLE WITH GREENLAM

HD Gloss

A



1

5594 HDG
OLYMPIA



B



2

5572 HDG
GREY MARQUINA



5673 HDG
SAMSARA



A



1

5571 HDG
CRÈME MARQUINA



B



5598 HDG
SANGANER TERRACOTTA



HD Gloss

EXCLUSIVELY AVAILABLE WITH GREENLAM

HD Gloss

A



1

5102 HDG
HORIZON ELM BROWN



A

B



1

5391 HDG
OSLO



2



5394 HDG
NORDIC ACACIA



5333 HDG
NORDIC WALNUT



C



5373 HDG
ASPEN OAK



HD Gloss

EXCLUSIVELY AVAILABLE WITH GREENLAM

HD Gloss

A



5349 HDG
AUSTIN WALNUT
PF ●



B



5376 HDG
TEXAS RODEO
PF ●



C



5382 HDG
CHELSEA CHESTNUT BROWN
●



A



5082 HDG
LOUISIANA OAK
PF ●



B



777 HDG
SUMATRA TEAK
PF ●



C



681 HDG
CHERRY SETA
PF ●



2



5396 HDG
TANGO WOOD
●



B



608 HDG
AMERICAN WALNUT
PF ●



2



5337 HDG
MALAY TEAK
PF ●



C



749 HDG
SAPELE
PF ●



VRB

SIZES 1220 x 2440 mm, 1220x3050 mm
THICKNESS 1.0 mm
APPLICATION Wardrobe, Wall Paneling, Premium furniture & fixtures for residential and commercial spaces.

The finest expression of nature was laid on a paper to produce one of the most premium laminate. VRB texture borrowed from the heart of nature, offers the essence of real wood veneer. It provides the appearance of dry matt finish which is a strong fashion direction for surface finishes.

A



5101 VRB
 HORIZON ELM BEIGE



EXCLUSIVELY AVAILABLE WITH GREENLAM

VRB

A



5102 VRB
 HORIZON ELM BROWN



B



9605 VRB
 LIVID TEAK



A

B

C

A

B



5345 VRB
NOCE ELEGANTE



9610 VRB
PURE ASH



5426 VRB
LIMEWASHED ASH

10



9618 VRB
KOSHER WENGE



5377 VRB
DANDY WOOD TAUPE

10




9624 VRB
WALNUT DELICACY



9611 VRB
INNATE ASH






9601 VRB
ELM GLOW



5348 VRB
SHERWOOD OAK



9614 VRB
SPIRITED OAK




5427 VRB
REFRESH OAK



5428 VRB
TRUSTED OAK




9622 VRB
PRIME WALNUT



9606 VRB
XYLOID TEAK



9609 VRB
TEAK EBON



9607 VRB
BUOYANT TEAK



9608 VRB
VINTAGE TEAK

Synchro

SIZES

1220 x 2440 mm

THICKNESS

1.0 mm

APPLICATION

Wardrobe, Wall Paneling, Premium furniture & fixtures for residential and commercial spaces.

Greenlam Synchro laminates are specially designed with registered embossing technology which synchronizes plate texture with paper pattern and brings in a dramatic level of realism to laminates that are a true reflection of real wood.

A



5352 SY1
ROVIGO ELM



B



5351 SY1
CARDIFF ELM



EXCLUSIVELY AVAILABLE WITH GREENLAM

A



5355 SY2
VALENCIA ASH



B



5354 SY2
LEON ASH



2



5353 SY1
ROSENHEIM ELM



2



5356 SY2
TOLEDO ASH



Synchro

Super Gloss









SIZES 1220 x 2440 mm, 1220x3050 mm
THICKNESS 1.0 mm
APPLICATION Kitchen shutter, Wardrobe, Reception, etc.





Is a superior gloss laminate crafted with technology letting you beautify your interiors as your imagination, be it shutters, shelves or cabinets, these appealing laminates will adorn every space to make your interiors stunning. Designed to sustain its sturdiness but being resistant to Scratch and Abrasion thus nourishing its beauty for long.





EXCLUSIVELY AVAILABLE WITH GREENLAM

Super Gloss

A	B	C	D
1			
			
101 SGL P6 WHITE	107 SGL P6 WOOL	124 SGL P6 MYSORE IVORY	148 SGL P6 TIDAL SAND
			

2			
			
362 SGL P6 NIAGARA	300 SGL P6 ROBIN BLUE	458 SGL P6 NOIR CURRENT	401 SGL P6 BLACK
			

A	B
1	
	
229 SGL P6 YELLOW	217 SGL P6 LIGHT ORANGE
	

2	
	
257 SGL P6 OLIVE	361 SGL P6 GOLF GREEN
	

Super Gloss

EXCLUSIVELY AVAILABLE WITH GREENLAM

Super Gloss

A



5674 SGL P10
ZEUS BROWN



B



5675 SGL P10
MARCO MARBLE



A



5584 SGL P6
ATHENA



B



5575 SGL P6
BLACK MARMOR



Super Gloss

EXCLUSIVELY AVAILABLE WITH GREENLAM

Super Gloss

A



5574 SGL P6
STATUARIO

10



B



5583 SGL P6
VISCINTI

10



A



5597 SGL P6
SANGANER PEARL

10



B



5596 SGL P6
MANITOBA



Super Gloss

EXCLUSIVELY AVAILABLE WITH GREENLAM

Super Gloss

A



940 SGL P-10
NEPTUNO PEARL
N VA



VA Recommended for vertical application only.


A



930 SGL P-10
GLISTEN



B



932 SGL P-10
GLITTER



2



933 SGL P-10
GLIMMER



931 SGL P-10
SHIMMER



Super Gloss

EXCLUSIVELY AVAILABLE WITH GREENLAM

Super Gloss


A



5423 SGL P6
BIANCA ROSELBA



B



5105 SGL P10
LIBRARY WOOD



A



5076 SGL P6
PRIMEVAL OAK



B



5395 SGL P6
URBAN OAK



C



5081 SGL P6
ASNUFF ELM



D



5335 SGL P6
BANDUNG TEAK



1

1



5103 SGL P10
BELAVISTA TAUPE



5104 SGL P10
BELAVISTA BROWN



2



5334 SGL P6
CANYON WALNUT



5043 SGL P6
SCARLET SYCAMORE



5343 SGL P6
LIRO SAP



5078 SGL P6
ESOTERIC OAK



2

The beauty of well defined wood grains will never go out of style. From quiet minimalism to bold masculinity, the secret of our ultra-realistic wood laminates lies in the precise colour tones and three- dimensional surface designs. Backed by our experience and knowledge in wood veneers, we are able to achieve the unique veneer look that give our laminates their distinct wood lines, swirls, knots and cathedrals.



A



5377 SUD
DANDY WOOD TAUPE
FF XL C



A



682 SUD
HILAND PINE
FF D XL C

10



B



702 SUD
CHERRY
FF D



1

2

750 SUD
WHITE BEECH
FF D



A



5079 SUD
LUCENT ELM



B



774 SUD
MUNICH ACACIA



A



5401 SAN
ARGENT ELM



B



5310 SUD
WHITE ASH



1

1

2

2

718 SUD
SILVER MAPLE



5391 SUD
OSLO



A



5416 SAN GLACIER 



B




5026 SUD
SULPHUR SPRING




5007 SUD
WHITE LARCH
 



5345 SUD
NOCE ELEGANTE

5423 SUD
BIANCA ROSELBA




A



5384 SUD
LIDO PINE




5304 SUD
CLEAR SPLENDOR




B



5371 SUD
CABANA WOOD




1

2

3

4

1

2



5431 SUD
SWEET ALMOND
PF




5430 SUD
HONEY ASH
PF



770 SUD
DOUGLAS FUR
PF D XL C



5394 TRC P11
NORDIC ACACIA



5394 SUD
NORDIC ACACIA
L XL C



683 SUD
GOLDEN MAPLE
PF D




685 SUD
SWISS PEAR
PF C



5101 SUD P4
HORIZON ELM BEIGE
N



A



5105 SUD  LIBRARY WOOD



A



738 SUD OAK

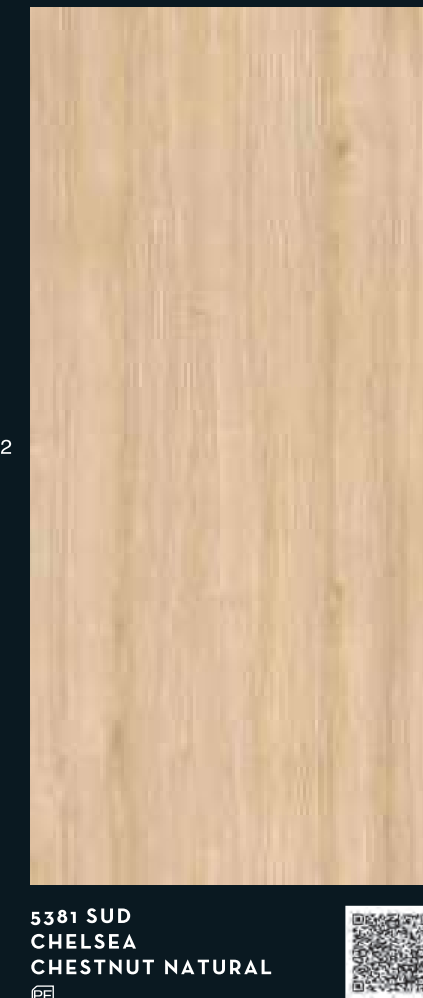



B



5082 SUD LOUISIANA OAK





Woods

EXCLUSIVELY AVAILABLE WITH GREENLAM

Woods

1

A	B	C	D
			
5006 SUD THANSAU MAPLE PF L XL C	710 SUD RUBBER WOOD PF	631 SUD NATURAL PINE PF	5005 SUD BAVARIAN BEECH (LIGHT) PF

2

			
712 SUD CRYSTAL MAPLE PF	728 SUD EUROPEAN WHITE ELM PF	719 SUD MANGFALL BEECH PF L XL C	701 SUD RISING BEECH PF D

1

A	B	C	D
			
628 SUD ANEGRE PF	676 SUD EUROPEAN WALNUT PF D	743 SUD GOLDEN ANTIQUE PF	732 SUD ZEBRANO PF

2

			
633 SUD SUNSET BEECH PF D	695 SUD BAVARIAN BEECH PF	690 SUD BURMA TEAK PF	711 SUD SIAM TEAK PF D

A

B



5076 OLM P-11
PRIMEVAL OAK



2



776 SUD
JAYA TEAK
PF



5076 SUD
PRIMEVAL OAK
PF XL C



C



5076 ARA P-11
PRIMEVAL OAK
N



A



5104 SUD P-4
BELAVISTA BROWN
N



A



1

5049 SUD
RED OAK
PF D L



B



777 SUD
SUMATRA TEAK



A



1

5337 SUD
MALAY TEAK
PF



B



5396 SUD
TANGO WOOD



C



5396 ARA **Pat**
TANGO WOOD
N



2



5425 SUD
TOASTED WALNUT
PF



2



5080 SUD
PURE ELM
PF



2




606 SUD
NAYANA TEAK
PF




Woods

EXCLUSIVELY AVAILABLE WITH GREENLAM

Woods



670 SUD
HORSE CHESTNUT
PF



749 SUD
SAPELE
PF



605 SUD
MAHOGANY
PF



745 SUD
JAVA ANTIQUE
PF



652 SUD
WILD CHERRY
PF D



681 SUD
CHERRY SETA
PF



5043 SUD
SCARLET SYCAMORE
PF



693 SUD
VANCOUVER MAPLE
PF D





5332 SAN P11
ITALIAN BEECH




5372 SUD
GREY MAGIC



5372 TRC P11
GREY MAGIC



5103 SUD P4
BELAVISTA TAUPE



5348 SUD
SHERWOOD OAK



5333 ARA P11
NORDIC WALNUT



5333 SUD
NORDIC WALNUT



5302 SUD P4
PURE EUCALYPTUS



A



1

5432 SAN P11
CONSTRUCT OAK



B



2

5003 SUD
PHILLIPINE TEAK
P L XL C



5106 SUD P24
PALERMO OAK
N



A



1

5393 SUD
CHARLESTON



B



2

5392 SUD
MODERN OAK



5392 SAN P11
MODERN OAK



A



5107 SUD P4
VIENNA BEECH



B



5102 SUD P4
HORIZON ELM BROWN



A



5327 SUD
CHIARO



B



5307 SUD
RUPTURED OAK



D



5316 SUD
OAK RADIANCE



1

2



5338 SUD
STEAMED BOUCHLE



5338 SAN P11
STEAMED BOUCHLE



5308 SUD
RIFT OAK



5433 SAN P11
IDEAL OAK



A



778 SUD
JAKARTA TEAK



B



5420 SUD
AUTUMN ELM



A



5422 SUD
AVIGNON GREY



B



5373 ARA **P11**
ASPEN OAK



5373 SUD
ASPEN OAK



C



5378 SUD
DANDY WOOD ANTHRACITE



1

2

1

2

A



1

5383 SUD
CHELSEA CHESTNUT ANTHRACITE
PF



B



5383 TRC P11
CHELSEA CHESTNUT ANTHRACITE
PF



A



1

5350 SUD
BLACK MIRAGE
PF



B



5331 SUD
MIDNIGHT ACACIA
PF XL C



2



2

5380 SUD
BLACK FOREST
PF



B



5380 TRC P11
BLACK FOREST
PF



A




2

782 SUD
MAKASSAR WOOD
PF



A



1

5095 SUD
ARCANA PEARL



B



2

5096 SUD
ARCANA BROWN



5097 SUD
ARCANA GREY



A



1

608 SUD
AMERICAN WALNUT
PF D

10



B



2

5375 SUD
SATURNO WALNUT
PF L XL C

10



5375 TRC **Pat**
SATURNO WALNUT
PF



C



5054 SUD
ORNATE PRUNE
PF



5335 SUD
BANDUNG TEAK

10



Woods

EXCLUSIVELY AVAILABLE WITH GREENLAM

Woods

A



5334 OLM **P.11**
CANYON WALNUT



B



5334 SUD
CANYON WALNUT



A



5314 SUD
URBANE BANANA



B



5077 SUD
NEOTERIC OAK



C



5311 SUD
CALIFORNIA ASH



2



5349 SUD
AUSTIN WALNUT



5349 ARA **P.11**
AUSTIN WALNUT



2



5326 SUD
BUEN WALNUT



Woods

EXCLUSIVELY AVAILABLE WITH GREENLAM

Woods



5374 SUD
COTTAGE OAK
PF



5055 SUD
CAFÉ PRUNE
PF



5081 SUD
SNUFF ELM
PF



5029 SUD
CINDER
PF



5376 SUD
TEXAS RODEO
PF



5312 SUD
CURED ASH
PF

10



766 SUD
RICH WALNUT
PF D

10



5050 SUD
UMBER OAK
PF D



731 SUD
WENGE
PF D



5382 SUD
CHELSEA CHESTNUT
BROWN
PF



5382 TRC
CHELSEA CHESTNUT
BROWN
PF



5004 SUD
LORRAINE WALNUT
PF L



5018 SUD
BROOKS WALNUT
PF D L XL C



A



1

2


5379 SUD
MANOR
PF



B



5329 SUD
CREST OAK
PF



5329 OLM P11
CREST OAK



A



1

5083 SUD
SOUTHERN OAK
PF



B



5343 SUD
LIRO SAP
PF



C



5078 SUD
ESOTERIC OAK
PF



D



788 SUD
REAL EBONY
PF



2



791 SUD
MILWAKEE WALNUT
PF D



Woods Horizontal

EXCLUSIVELY AVAILABLE WITH GREENLAM

Woods Horizontal

A

B

A

B



5518 SUD
BIANCO HORIZONTE
PF H



5519 SUD
GRIGIO HORIZONTE
PF H



5527 SUD
WHITE TEAK
PF H




5528 SUD
SABAH TEAK
PF H



5524 SUD
SAMARA OAK
PF H



5517 SUD
LYON WALNUT
PF H



5529 SUD
PENINSULAR TEAK
PF H



5520 SUD
HAMPSHIRE OAK
PF H



Horizontal Design



5530 SUD
ARIZONA OAK
PF H



5523 SUD
HORIZONTAL SANTOS
PF H



With a wide range of patterns and textures, our laminates have been designed for every possibility. This ranges from naturally occurring stones like marble and granite to man-made materials like textiles and concrete. All the patterns on Greenlam laminates are the result of the layer of decor paper that is infused on the laminate. With our advanced printing technology, we are able to mimic the finest details of the materials we replicate, resulting in ultra-realistic surfaces that are almost indistinguishable from the original.



Patterns

EXCLUSIVELY AVAILABLE WITH GREENLAM

A



5671 SUD P4
TIVOLI TRAVERTINE



A



5672 SUD P4
CAPITOL TRAVERTINE



B



5571 STN P11
CRÈME MARQUINA



Patterns

Patterns

EXCLUSIVELY AVAILABLE WITH GREENLAM

Patterns

A



5579 STN P11
SANDSTONE BEIGE
PF




B



5579 SUD
SANDSTONE BEIGE
PF



A



5616 STN P11
URBAN CONCRETE
PF



B



5580 STN P11
SANDSTONE GREY
PF



5580 SUD
SANDSTONE GREY
PF



Patterns

EXCLUSIVELY AVAILABLE WITH GREENLAM

Patterns

A



5582 JUP P11
TORINO GREY



B



5582 SUD
TORINO GREY



A



5581 SUD
TORINO PEARL



B



5573 STN P11
TANNED MARQUINA



1

2

1

2



5572 STN P11
GREY MARQUINA



5596 JUP P11
MANITOBA





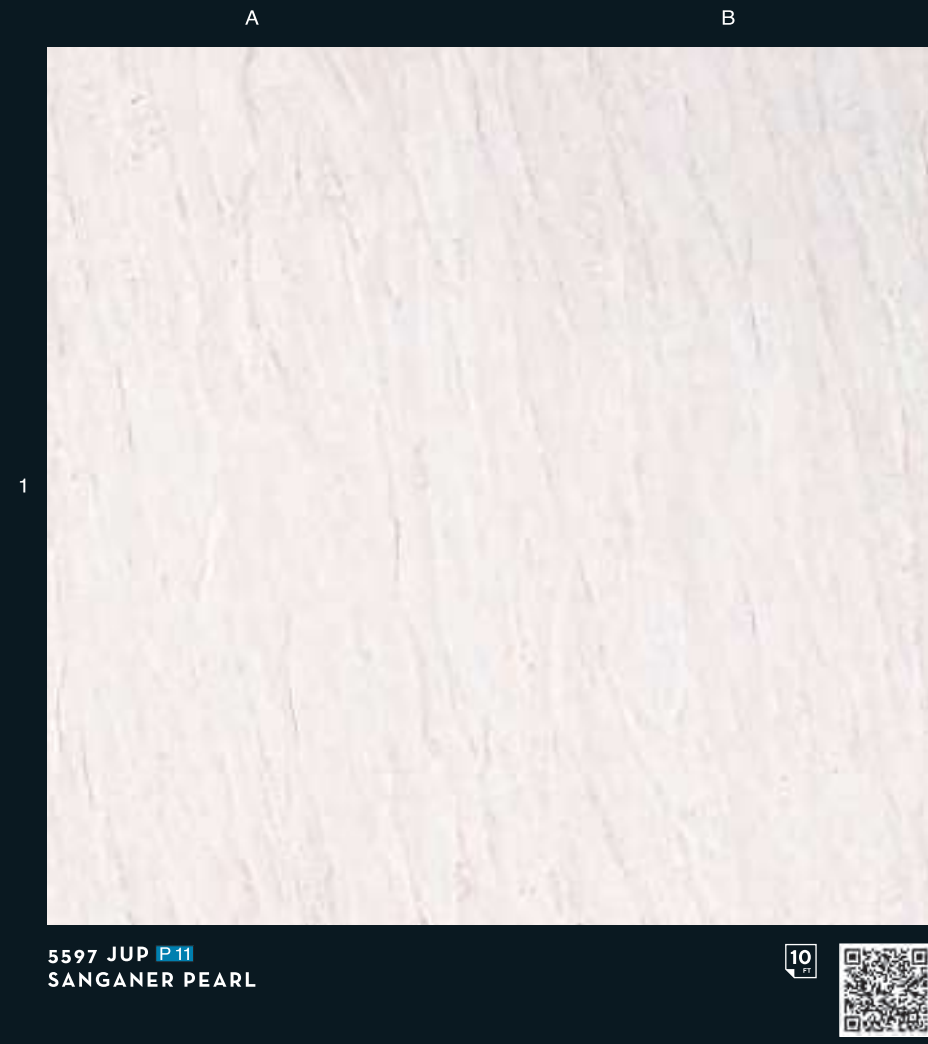
5581 JUP P11
TORINO PEARL



Patterns

EXCLUSIVELY AVAILABLE WITH GREENLAM

Patterns



Patterns

EXCLUSIVELY AVAILABLE WITH GREENLAM

Patterns

A



B



A



5583 SUD
VISCONTI



5583 JUP P11
VISCONTI




5574 JUP P11
STATUARIO



Patterns

EXCLUSIVELY AVAILABLE WITH GREENLAM

A



1

5649 SUD P4
LUIS BROWN

N



A



1

5645 SUD P4
AKITA TAUPE

N



2




5645 FWN P15
AKITA TAUPE

N



B



5648 SUD P4
LUIS GREY

N



Patterns

Patterns

1

A	B	C	D
			
5641 SUD P4 KIMONO 	503 SUD MOD TWINE 	504 SUD EARTHY ELITE 	505 SUD LIVID ECSTASY 
			

2

			
5566 SUD CLEAR MESH     	5569 SUD EARTHEN MESH 	5567 SUD GREY MESH 	5568 SUD SMOKY MESH     
			

Patterns

1

A	B
	
5644 FWN P15 AKITA GREY 	5644 SUD P4 AKITA GREY 
	

2

	
5646 SUD P4 ASTANA GREY 	5647 SUD P4 ASTANA ANTHRACITE 
	

Patterns

EXCLUSIVELY AVAILABLE WITH GREENLAM

A



5643 SUD **P4**
MANILLA BEIGE



B



5642 SUD **P4**
MANILLA TAUPE



A



5591 SUD
KOTA PEARL



B



5592 SUD
KOTA SAGE



1

2

Patterns

Patterns

A B C

1

2

946 SUD IP4 SHELL

948 SUD IP4 BLACK SEA PEARL

929 SUD IP4 METALINE GREY

923 SUD IP4 META SILVER

936 SUD IP4 PEARLSCENT GREY

Patterns

A B

1

2

3

4

930 SPK P10 GLISTEN

931 SPK P10 SHIMMER

932 SPK P10 GLITTER



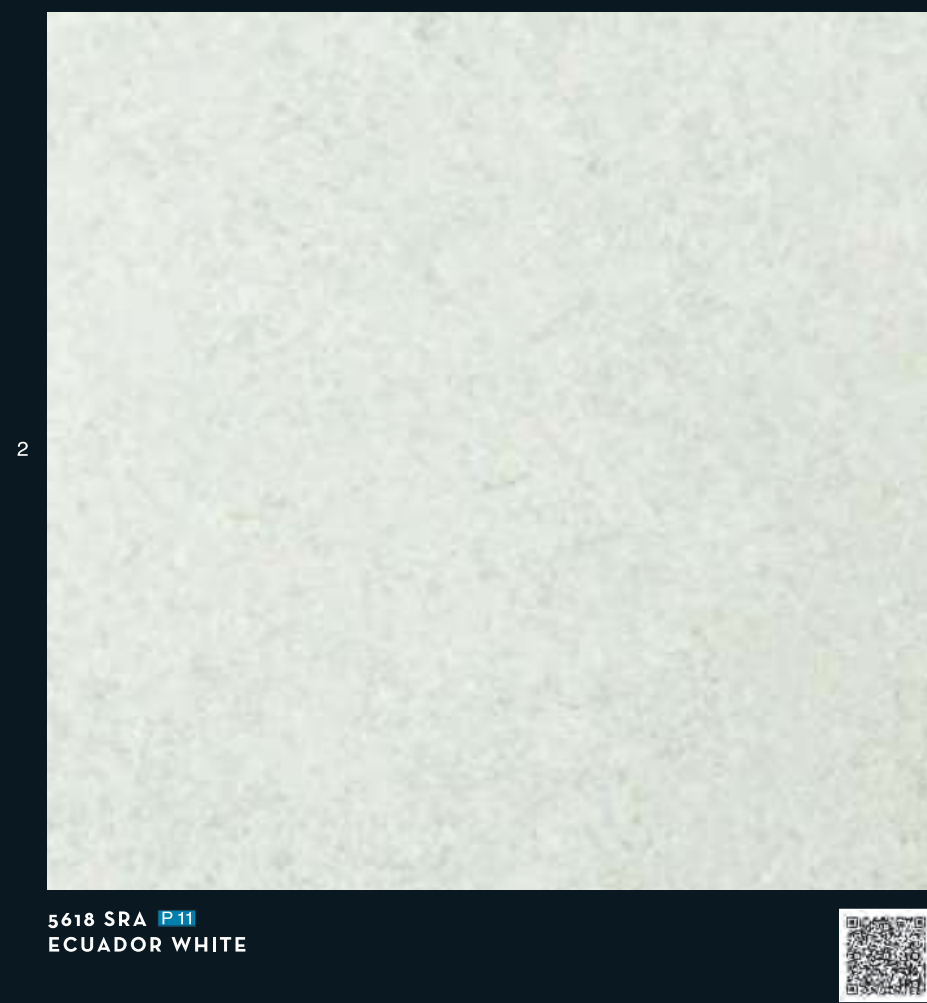



928 SUD IP4 METALINE

933 SPK P10 GLIMMER

Patterns

EXCLUSIVELY AVAILABLE WITH GREENLAM

Patterns



Patterns

EXCLUSIVELY AVAILABLE WITH GREENLAM

Brushed


A



935 SGL  COPPERWORKS




A



9001 BRD SILVER FOIL



B



9009 BRD STEEL FOIL



C



2



9002 BRD GOLD FOIL




9006 BRD COPPER FOIL



9003 BRD BRONZE FOIL



 Recommended for vertical application only.

Choose from the entire spectrum of colours that range from pretty pastels to electric hues. Our collection also offers different finishes that cater to your specific design, this includes high-gloss finishes, suede textures, and metallic pearl finishes.



Colours

EXCLUSIVELY AVAILABLE WITH GREENLAM

Colours

	A	B	C	D	E
1					
2					
3					

	A	B	C	D
1				
2				
3				
4				

Colours

EXCLUSIVELY AVAILABLE WITH GREENLAM

Colours

	A	B	C	D	E		A	B	C	D	E
1											
	172 SUD LIGHT PINK PF	171 SUD ALMOND PINK PF	174 SUD POWDER PINK L	173 SUD BARBIE PINK PF L M C	219 SUD DULL PINK PF	175 SUD HEATHER N	168 SUD PINK PF	169 SUD ROSE PINK PF	165 SUD LIGHT RED PF		
2											
	138 SUD TERRACOTTA PF M C										
3											
	205 SUD BRICK PF	205 JUP BRICK P11	203 SUD RED PF	204 SUD RED DYNASTY PF D L M C		161 SUD HOT PINK PF	458 SUD NOIR CURRENT PF	201 SUD MAROON PF L M C	466 SUD DARK CHERRY PF		

Colours

EXCLUSIVELY AVAILABLE WITH GREENLAM

Colours

A

B

C

1

271 SUD LIGHT GREY

270 SUD SILVER GREY

270 FWN SILVER GREY

2

269 SUD SMOG

269 JUP SMOG

182 JUP BARK

A

B

C

D

1

275 SUD PEARL GREY

262 SUD GREY

267 SUD BLUISH GREY

272 SUD CLOUD

2

268 SUD DUST

465 SUD LONDON GREY

266 SUD ASH GREY

3

261 SUD DARK GREY

277 SUD CHARCOAL

4

182 SUD BARK

Colours

EXCLUSIVELY AVAILABLE WITH GREENLAM

Colours

	A	B	C	D
1				
2				
	294 SUD STORM PF	295 SUD AZUR PF	296 SUD FOG PF	362 SUD NIAGARA PF

	A	B	C	D	E
1					
2					
	273 SUD SKY GREY PF L XL C	282 SUD LIGHT BLUE PF	284 SUD OZONE PF L XL C	283 SUD SKY BLUE PF	292 SUD CELESTIAL BLUE PF
			260 SUD AQUA GREEN PF	467 SUD MERMAID L XL C	463 SUD PACIFIC PF





3				
	303 SUD ZEPHYR BLUE PF	280 SUD BLUE PF L	304 SUD BLUE BELL PF L	291 SUD ELECTRIC BLUE PF D L XL C

3				
	454 SUD PURPLE PF	300 SUD ROBIN BLUE PF	297 SUD BLUE GALAXY PF L XL C	281 SUD NAVY BLUE PF XL C

Colours





EXCLUSIVELY AVAILABLE WITH GREENLAM

Colours

A	B	C	D
			
286 SUD LAGOON PF	247 SUD DUTCH GREEN PF L	240 SUD EUCALYPTUS N	244 FWN GREEN PEPPER P11

			
243 SUD SEA GREEN PF L XL C	248 SUD LEAF GREEN PF	244 SUD GREEN PEPPER	244 FWN GREEN PEPPER P11

A	B	C	D
			
257 SUD OLIVE PF L XL C	246 SUD PISTA PF	361 SUD GOLF GREEN PF	364 SUD EMERALD PF
			
251 SUD BRIGHT GREEN PF	259 SUD LIME PF L XL C	250 SUD GRASS GREEN PF	

			
230 SUD CREAM YELLOW PF XL C	229 SUD YELLOW PF L	207 SUD DIVINE YELLOW PF L XL C	245 SUD DARK GREEN PF L XL C
			
217 SUD LIGHT ORANGE PF L XL C	213 SUD ORANGE PF	137 SUD MUSTARD PF L XL C	

Colours

EXCLUSIVELY AVAILABLE WITH GREENLAM

	A	B	C	D	E
1					
			111 SUD DESIGNER WHITE PF L XL C	101 SUD WHITE PF D L	103 SUD SNOW WHITE PF
2					
	107 JUP WOOL L	107 OLM WOOL	108 SUD ABSOLUTE WHITE PF		
3					
	107 FWN WOOL	107 ASH WOOL	107 SUD WOOL PF D L	124 SUD MYSORE IVORY PF D L XL C	

Colours

	A	B	C	D
1				
	401 FWN BLACK		401 TRC BLACK	
2				
	401 SUD BLACK PF L XL C	401 ASH BLACK	401 JUP BLACK L	401 OLM BLACK

TECHNICAL SPECIFICATIONS

S. No.	PROPERTIES	UNIT	TEST METHOD AS PER IS 2046 (Part 2 & 3): 2025 (ISO 4586: 2018)	SPECIFIED VALUES	TYPICAL GREENLAM VALUES
GENERAL					
1	Classification		Clause 5.3, Table- 2	HGS	HGS
DIMENSIONAL PRERTIES					
2	Nominal Thickness	mm		1.00	1.00
3	Thickness & Maximum variation	mm	Clause No. 5	1.00 ± 0.10	1.00 + 0.06/-0mm
4	Length & Width	mm	Clause No. 6	+10mm /-0mm	+5mm /-0mm
5	Straightness of edges	mm	Clause No. 7	1.5 (max)	Complies
6	Squareness of edges	mm/M	Clause No. 9	< 6.0 (max)	Complies
7	Flatness	mm/M	Clause No. 10	60	Complies
SURFACE PROPERTIES					
8	Resistance to Scratching	Rating (max.)	Clause No. 29	Smooth Surface-2 Textured Surface-3	Complies
N (Min.)					
9	Resistance to Surface Wear	Revolutions	Clause No. 11	150 IP (min.) 350 Wear Point (Min.)	Complies
10	Resistance to Stains Group 1 & 2 Group 3	Appearance Rating Rating	Clause No. 30	Not worse than 5 Not worse than 4	5 ≥ 4
11	Resistance to Dry heat (160°C)	Rating	Clause No. 17	Gloss Finish- 3 Other Finish- 4	Complies
12	Resistance to Dry heat (180°C)	Rating	Clause No. 18	Gloss Finish- 3 Other Finish- 4	Complies
13	Resistance to Radiant heat	Sec.	Clause No. 36	≥ 200	Complies
14	Resistance to Wet heat (100°C)	Rating	Clause No. 15	Gloss Finish- 3 Other Finish- 4	Complies
15	Resistance to Water vapour				
16	Light Fastness (xenon arc)	Grey Scale rating	Clause No. 32	Not worse than 4	Complies
PHYSICAL PROPERTIES					
17	Resistance to Impact by Small Diameter Ball	N	Clause No. 24	20 (min)	Complies
18	Resistance to Impact by larger Diameter Ball	N	Clause No. 25		
	Drop Height	mm		800	Complies
	Indent Diameter	mm		10	Complies
19	Resistance to Immersion in Boiling Water Appearance	Grade	Clause No. 13	Gloss Finish- 3 Other Finish- 4	Complies
20	Dimensional stability at Elevated Temperature		Clause No. 19		
	Longitudinal	%		0.55 (max)	Complies
	Transverse	%		1.05 (max)	Complies
21	Dimensional stability at Ambient Temperature		Clause No. 20		
	Longitudinal	%		1.10 (max)	Complies
	Transverse	%		1.40 (max)	Complies
22	Density	g/cm3	EN ISO 1183 -1 :2004	1.35 (min.)	Complies
23	Resistance to Cracking, Appearance	Grade	Clause No. 27	Not worse than 4	5
HEALTH AND ENVIRONMENTAL PROPERTIES					
24	Formaldehyde Emission Release	Ppm	EN 16516:2017	0.1	0.02
25	Volatile Organic Compounds (VOC) Emission	Class	ISO 16005-9	--	A
		Certification	UL2818-2013	Greenguard & Greenguard Gold	
26	Food Safe		EN 13130-1	--	Yes
27	Transfer of constituents to food during contact	Mitigation	EN 1186-1, 3 & 14 :2002	Mitigation of simulants is less than maximum permitted by regulation	
28	Anti-Viral Efficacy & Activity % Reduction in 24 hours Activity after 24 hours	% Log Reduction	ISO 21702-2019	95% (min.) 2.0 (min.)	99.9% (min.) Exceeds
29	Anti-bacterial Efficacy & Activity % Reduction in 24 hours Activity after 24 hours	% Log Reduction	JIS 2801-2012	95.0 (min) 2.0 (min)	99.99 Exceeds
30	Anti-Fungus Efficacy Growth after 28 days	Class	ASTM G-21-2015	1	0 (No Growth)

Limited Warranty:
Greenlam Industries' Limited warrants to the original buyer that Greenlam Laminates will be free of defects under normal, proper and intended usage, within acceptable manufacturing specification, buyer's remedy in case of claims, as a result of defective laminates, shall be limited to only the replacement of laminate by Greenlam Industries Limited.
Note:
Application images shown in the catalogue are for illustration purpose only, please refer to the actual product sample for color and finish available. The samples shown here are only indicative of the color patterns and finishes available.
*Greenlam is available in 1.00mm Greenlam superlam is available in 1.5mm

Disclaimer:
As per the test report SARS Cov-2 virus gets more than 99% retarded after 45 mins of the contact
As per the test report virus gets 99.99% retarded in 24 hours of contact
As per test report bacteria gets 99.99% retarded after 24 hours of contact

Note:
Greenlam products are manufactured throughly to standards. The values given above are to the best of knowledge but without liability /warranty, expressed or implied.

Maintenance Manual

Maintaining the luminous shine and looks of GREENLAM® laminates is easy. Just follow these simple methods for optimal durability of the laminates:

CLEANING PROCESS



1. DAMP CLOTH OR SPONGE

A damp cloth or sponge is all you need. You can also use a mild soap or detergent to clean the surface.



2. DETERGENT

In cases of difficult stains such as coffee or tea, do not fret. These can be easily removed using a mild household cleaner or detergent.



3. BAKING SODA

If the stain becomes stubborn, use a little baking soda and water, and apply with a soft bristled brush. But remember excessive scrubbing or exerting too much force may damage the decorative surface, especially if it has a gloss finish.

PRECAUTION



1. HARSH CHEMICALS

Oven or drain cleaners with etch and discolour the decorative surface. If the product spills, remove immediately, rinse and wipe dry.



2. HOT OBJECTS

Protect the surface from the heat generating appliances by using a trivet or insulated pad. Prolonged exposure to high temperature may result in separation of the laminate from the substrate.



3. SHARP OBJECTS

Never use knives or other sharp objects directly on a decorative surface. Use cutting boards to protect the laminate top.



4. IMPACT

Be careful not to drop heavy objects or hammer directly on the surface. Even though high-pressure decorative laminates have excellent impact resistance, chipping or cracking may occur as a result.

Index

D,Number	Finish	Design Name	Page	Row	Column	PF	D	10'	L	XL	C	GL Unified Solution	Edgeband (Resau)	Edgeband (Es)
101	SGL	White	65	1	A	PF	-	10'	-	-	-		75729	1001
101	SUD	White	153	1	D	PF	D	10'	L	-	-	42501	75729	1001
101	HDG	White	47	1	A	PF	-	-	-	-	-		75729	1001
103	SUD	Snow White	153	1	E	PF	-	-	-	-	-		110166	1001
107	FWN	Wool	153	3	A	-	-	-	-	-	-		110207	1002
107	JUP	Wool	153	1	A	-	-	10'	L	-	-		110207	1002
107	SAT	Wool	33	1	B	-	-	10'	-	-	-		110207	1002
107	SGL	Wool	65	1	B	PF	-	10'	-	-	-		110207	1002
107	ASH	Wool	153	3	B	-	-	-	-	-	-		110207	1002
107	OLM	Wool	153	1	B	-	-	-	-	-	-		110207	1002
107	SUD	Wool	153	3	C	PF	D	10'	L	-	-		110207	1002
107	HDG	Wool	47	1	B	PF	-	-	-	-	-		110207	1002
108	SUD	Absolute White	153	2	C	PF	-	10'	-	-	-		75729	-
111	SAT	Designer White	33	1	A	-	-	10'	-	-	-		75729	1001
111	SUD	Designer White	153	1	C	PF	-	L	XL	C		42502	75729	1001
121	SUD	Ivory	143	1	C	PF	-	-	XL	C		42505	75713	-
124	SAT	Mysore Ivory	33	1	C	-	-	-	-	-	-		75713	1020
124	SGL	Mysore Ivory	65	1	C	PF	-	10'	-	-	-		75713	1020
124	SUD	Mysore Ivory	153	3	E	PF	D	-	L	XL	C		75713	1020
124	HDG	Mysore Ivory	47	1	C	PF	-	-	-	-	-		75713	1020
125	SUD	Sand	143	1	E	PF	-	-	-	-	-		112051	-
132	HDG	Cyclone	49	1	A	-	-	-	-	-	-		110112	1070
132	SAT	Cyclone	33	1	D	-	-	10'	L	-	-		110112	1070
132	SUD	Cyclone	143	2	E	PF	D	-	L	-	-		110112	1070
132	CNY	Cyclone	28	2	A	-	-	-	-	-	-		110112	1070
133	SUD	Moon Stone	143	2	C	PF	D	-	L	XL	C	42506	75716	-
134	SUD	Mud Ash	144	1	C	PF	-	-	XL	C		42530	112052	-
136	SUD	Mushroom	143	3	A	PF	-	-	-	-	-		112126	-
137	SAT	Mustard	36	1	B	-	-	-	-	-	-		112127	1048
137	SUD	Mustard	152	4	C	PF	-	L	XL	C		42518	112127	1048
137	HDG	Mustard	49	2	B	PF	-	-	-	-	-		112127	1048
138	SAT	Terracotta	35	2	C	-	-	-	-	-	-		112128	-
138	SUD	Terracotta	145	2	A	PF	-	-	XL	C			112128	-
138	HDG	Terracotta	50	2	B	PF	-	-	-	-	-		112128	-
141	SUD	Beige	143	1	A	PF	D	-	L	XL	C	42508	112079	-
141	HDG	Beige	49	1	B	PF	-	-	-	-	-		112079	-
141	FWN	Beige	143	1	B	-	-	-	-	-	-		112079	-
144	SUD	Brown	144	3	A	PF	-	-	-	-	-		112053	-
145	SUD	Doeskin	144	1	B	PF	-	-	-	-	-		112054	-
146	FWN	Oatmeal	144	1	A	-	-	-	-	-	-		112055	1021
146	SAT	Oatmeal	36	1	A	-	-	-	-	-	-		112055	1021
146	SUD	Oatmeal	144	2	B	PF	-	-	-	-	-		112055	1021
146	HDG	Oatmeal	49	1	D	PF	-	-	-	-	-		112055	1021
147	SUD	Cafe	144	4	A	PF	-	-	-	-	-		75752	-
148	SGL	Tidal Sand	65	1	D	PF	-	10'	-	-	-		75649	-
148	SUD	Tidal Sand	143	3	B	PF	-	-	-	-	-		75649	-
148	ARN	Tidal Sand	19	1	A	-	-	-	-	-	-		75649	-
152	SUD	Almond	143	1	D	PF	D	-	-	-	-		110163	1020
161	SUD	Hot Pink	146	3	A	PF	-	-	-	-	-		112056	-
163	JUP	Bay	143	3	D	-	-	10'	L	-	-		112083	1013
163	HDG	Bay	49	1	C	-	-	-	-	-	-		112083	1013
163	SUD	Bay	143	3	C	PF	-	10'	L	-	-		112083	1013
165	SUD	Light Red	146	1	E	PF	-	-	-	-	-		110146	-
168	SUD	Pink	146	1	C	PF	-	-	-	-	-		110172	-
169	SUD	Rose Pink	146	1	D	PF	-	-	-	-	-		112057	-
171	SUD	Almond Pink	145	1	B	PF	-	-	-	-	-		112025	-
172	SUD	Light Pink	145	1	A	PF	-	-	-	-	-		112058	-
173	SAT	Barbie Pink	35	1	B	-	-	-	-	-	-		75600	1014
173	SUD	Barbie Pink	145	1	D	PF	-	-	L	XL	C	42521	75600	1014
173	HDG	Barbie Pink	50	1	C	PF	-	-	-	-	-		75600	1014
174	HDG	Powder Pink	50	2	A	-	-	-	-	-	-		-	-
174	SUD	Powder Pink	145	1	C	-	-	-	L	-	-		-	-
174	SAT	Powder Pink	35	2	A	-	-	-	L	-	-		-	-
175	SUD	Heather	146	1	A	-	-	10'	-	-	-		-	-
175	ARN	Heather	17	1	A	-	-	-	-	-	-		-	-
175	SAT	Heather	35	1	A	-	-	10'	-	-	-		-	-
175	HDG	Heather	50	1	A	-	-	-	-	-	-		-	-
181	SAT	Chocolate	36	2	A	-	-	-	-	-	-		75738	1042
181	SUD	Chocolate	144	4	B	PF	-	-	L	-	-		75738	1042
181	HDG	Chocolate	49	2	D	PF	-	-	-	-	-		75738	1042
182	JUP	Bark	147	2	C	-	-	-	-	-	-		110151	1005
182	HDG	Bark	49	2	C	-	-	-	-	-	-		110151	1005
182	SUD	Bark	148	3	A	-	-	-	-	-	-		110151	1005
201	SUD	Maroon	146	3	C	PF	-	L	XL	C			110131	1010
201	HDG	Maroon	50	2	D	PF	-	-	-	-	-		110131	1010
203	SAT	Red	35	1	C	-	-	-	-	-	-		75636	1009
203	SUD	Red	145	3	D	PF	-	-	-	-	-		75636	1009
204	SUD	Red Dynasty	145	3	E	PF	D	-	L	XL	C	42520	75717	1009
204	HDG	Red Dynasty	50	2	C	PF	-	-	-	-	-		75717	1009
205	JUP	Brick	145	3	B	-	-	-	-	-	-		110121	-

D,Number	Finish	Design Name	Page	Row	Column	PF	D	10'	L	XL	C	GL Unified Solution	Edgeband (Resau)	Edgeband (Es)
205	SAT	Brick	35	2	B	-	-	-	-	-	-		110121	-
205	SUD	Brick	145	3	A	PF	-	-	-	-	-		110121	-
207	SUD	Divine Yellow	152	3	C	PF	-	-	L	XL	C	42517	112059	-
207	HDG	Divine Yellow	49	2	A	PF	-	-	-	-	-		112059	-
213	SUD	Orange	152	4	B	PF	-	-	-	-	-		75744	-
217	SGL	Light Orange	66	1	B	PF	-	-	-	-	-		110101	-
217	SUD	Light Orange	152	4	A	PF	-	-	L	XL	C	42519	110101	-
219	SUD	Dull Pink	145	1	E	PF	-	-	-	-	-		112061	-
229	SGL	Yellow	66	1	A	PF	-	-	-	-	-		75739	1008
229	SUD	Yellow	152	3	B	PF	-	-	L	-	-		75739	1008
230	SUD	Cream Yellow	152	3	A	PF	-	-	-	XL	C	42516	75735	-
240	SUD	Eucalyptus	151	1	C	-	-	10'	-	-	-		-	-
240	SAT	Eucalyptus	34	1	B	-	-	10'	-	-	-		-	-
240	HDG	Eucalyptus	48	1	C	-	-	-	-	-	-		-	-
243	HDG	Sea Green	48	2	A	-	-	-	-	-	-		112063	-
243	SUD	Sea Green	151	2	A	PF	-	10'	L	XL	C		112063	-
244	FWN	Green Pepper	151	2	D	-	-	-	-	-	-		-	-
244	SUD	Green Pepper	151	2	C	-	-	-	-	-	-		-	-
244	SAT	Green Pepper	34	2	B	-	-	-	-	-	-		-	-
245	SAT	Dark Green	34	2	C	-	-	-	L	-	-		112081	-
245	SUD	Dark Green	152	4	D	PF	-	-	L	XL	C	42524	112081	-
246	SUD	Pista	152	1	B	PF	-	-	-	-	-		110179	-
247	SUD	Dutch Green	151	1	B	PF	-	-	L	-	-		112064	-
248	SAT	Leaf Green	34	1	A	-	-	-	-	-	-		112065	-
248	SUD	Leaf Green	151	2	B	PF	-	-	-	-	-		112065	-
250	SUD	Grass Green	152	2	C	PF	-	-	-	-	-		75742	-
251	SUD	Bright Green	152	2	A	PF	-	-	-	-	-		75742	1018
257	SGL	Olive	66	2	A	PF	-	-	-	-	-		69849	-
257	SUD	Olive	152	1	A	PF	-	-	L	XL	C	42522	69849	-
259	SUD	Lime	152	2	B	PF	-	-	L	XL	C	42523	75742	1018
260	SUD	Aqua Green	150	2	C	PF	-	-	-	-	-		112066	-
261	SAT	Dark Grey	33	2	D	-	-	10'	-	-	-		75745	1050
261	SUD	Dark Grey	148	3	B	PF	D	10'	L	XL	C	42513	75745	1050
261	HDG	Dark Grey	47	2	B	PF	-	-	-	-	-		75745	1050
262	SUD	Grey	148	1	B	PF	-	-	L	-	-		75703	-
265	SUD	Grey Sand	143	2	D	PF	-	10'	-	-	-		110138	-
265	CNY	Grey Sand	27	1	A	-	-	-	-	-	-		110138	-
266	SAT	Ash Grey	33	2	C	-	-	10'	-	-	-		75733	1019
266	SUD	Ash Grey	148	2	D	PF	-	10'	L	-	-		75733	1019
267	SUD	Bluish Grey	148	1	C	PF	-	10'	-	-	-		V0296	-
268	SUD	Dust	148	2	B	PF	-	10'	L	XL	C	42511	75731	1052
269	JUP	Smog	147	2	B	-	-	10'	-	-	-		110162	1019
269	SUD	Smog	147	2	A	PF	-	-	-	-	-			

Index

D,Number	Finish	Design Name	Page	Row	Column	PF	D	10'	L	XL	C	GL Unified Solution	Edgeband (Retau)	Edgeband (Es)
5107	SUD	Vienna Beech	N 101	1	A	-	-	10'	-	-	-		-	-
5107	SAT	Vienna Beech	N 41	1	A	-	-	10'	-	-	-		-	-
5302	SUD	Pure Eucalyptus	N 98	1	C	-	-	-	-	-	-		-	-
5304	SUD	Clear Splendor	82	2	A	PF	-	-	-	-	-		843P	-
5307	SUD	Ruptured Oak	102	1	C	PF	-	-	-	-	-		678P	-
5308	SUD	Rift Oak	102	2	C	PF	-	-	-	-	-		398P	-
5310	SUD	White Ash	80	1	B	PF	-	-	-	-	-		796P	-
5311	SUD	California Ash	110	2	C	PF	-	10'	-	-	-		107P	2067
5311	BRL	California Ash	N 24	1	A	-	-	-	-	-	-		107P	2067
5312	SUD	Cured Ash	111	2	A	PF	-	10'	-	-	-		196P	-
5314	SUD	Urbane Banana	110	1	A	-	-	-	-	-	-		025P	-
5316	SUD	Oak Radiance	102	1	D	PF	-	-	-	-	-		775P	-
5326	SUD	Buen Walnut	110	2	B	PF	-	-	-	-	-		672P	-
5327	SUD	Chiaro	102	1	A	PF	-	-	-	-	-		735P	-
5329	OLM	Crest Oak	113	2	B	-	-	-	-	-	-		176P	-
5329	SUD	Crest Oak	113	1	B	PF	-	-	-	-	-		176P	-
5331	SUD	Midnight Acacia	106	1	B	PF	-	-	-	XL	C		684P	-
5332	SAN	Italian Beech	97	1	A	-	-	-	-	-	-		806P	-
5333	ARA	Nordic Walnut	98	2	A	PF	-	-	-	-	-		145P	2317
5333	SUD	Nordic Walnut	98	2	B	PF	-	10'	L	XL	C	42125	145P	2317
5333	SAT	Nordic Walnut	43	1	B	-	-	-	L	-	-		145P	2317
5333	HDG	Nordic Walnut	54	2	B	PF	-	-	-	-	-		145P	2317
5334	OLM	Canyon Walnut	109	1	A	-	-	-	-	-	-		467P	2080
5334	SUD	Canyon Walnut	109	1	B	PF	-	10'	-	XL	C	42129	467P	2080
5334	SGL	Canyon Walnut	74	2	A	PF	-	10'	-	-	-		467P	2080
5335	SUD	Bandung Teak	108	2	C	-	-	10'	-	-	-		227P	-
5335	SGL	Bandung Teak	74	1	D	-	-	10'	-	-	-		227P	-
5337	SUD	Malay Teak	94	1	A	PF	-	-	-	-	-		420P	-
5337	HDG	Malay Teak	56	2	A	PF	-	-	-	-	-		420P	-
5338	SAN	Steamed Bouchle	102	2	B	-	-	-	-	-	-		685P	-
5338	SUD	Steamed Bouchle	102	2	A	PF	-	-	-	-	-		685P	-
5343	ARA	Liro Sap	114	2	C	PF	-	-	-	-	-		687P	2006
5343	SUD	Liro Sap	114	2	B	PF	-	-	-	-	-		687P	2006
5343	SGL	Liro Sap	74	2	C	PF	-	10'	-	-	-		687P	2006
5343	SAT	Liro Sap	45	1	B	-	-	-	-	-	-		687P	2006
5345	SUD	Noce Elegante	81	3	B	PF	-	-	-	-	-		582P	2039
5345	VRB	Noce Elegante	59	1	A	-	-	-	-	-	-		582P	2039
5346	ARA	Eclipse Ash	87	2	B	PF	-	-	-	-	-		416P	-
5346	SUD	Eclipse Ash	87	2	A	PF	-	-	-	-	-		416P	-
5347	SAN	Blonde Wood	88	1	B	PF	-	-	-	-	-		067P	-
5347	SUD	Blonde Wood	88	1	A	PF	-	-	-	-	-		067P	-
5348	SUD	Sherwood Oak	98	1	A	PF	-	-	-	-	-		508P	-
5348	VRB	Sherwood Oak	61	1	B	PF	-	-	-	-	-		508P	-
5349	ARA	Austin Walnut	109	2	B	PF	-	-	-	-	-		675P	2202
5349	SUD	Austin Walnut	109	2	A	PF	-	-	-	-	-		675P	2202
5349	SAT	Austin Walnut	44	1	B	-	-	-	-	-	-		675P	2202
5349	HDG	Austin Walnut	55	1	A	PF	-	-	-	-	-		675P	2202
5350	SUD	Black Mirage	105	1	A	PF	-	-	-	-	-		684P	-
5351	SY1	Cardiff Elm	63	1	B	-	-	-	-	-	-		-	-
5352	SY1	Rovigo Elm	63	1	A	-	-	-	-	-	-		-	2066
5353	SY1	Rosenheim Elm	63	2	A	-	-	-	-	-	-		-	-
5354	SY2	Leon Ash	64	1	B	-	-	-	-	-	-		-	-
5355	SY2	Valencia Ash	64	1	A	-	-	-	-	-	-		-	2067
5356	SY2	Toledo Ash	64	2	A	-	-	-	-	-	-		-	-
5371	SUD	Cabana Wood	82	1	B	PF	-	-	-	-	-		847P	-
5372	SUD	Grey Magic	97	2	A	PF	-	-	-	-	-		691P	-
5372	TRC	Grey Magic	97	2	B	PF	-	-	-	-	-		691P	-
5373	HDG	Aspen Oak	54	1	C	-	-	-	-	-	-		1049P	-
5373	ARA	Aspen Oak	104	2	A	PF	-	-	-	-	-		1049P	-
5373	SUD	Aspen Oak	104	2	B	PF	-	-	-	-	-		1049P	-
5374	SUD	Cottage Oak	111	1	A	PF	-	-	-	-	-		846P	-
5375	SUD	Saturno Walnut	108	2	A	PF	-	10'	L	XL	C	42127	730P	2232
5375	TRC	Saturno Walnut	108	2	B	PF	-	-	-	-	-		730P	2232
5375	SAT	Saturno Walnut	44	1	A	-	-	10'	L	-	-		730P	2232
5376	SUD	Texas Rodeo	112	1	D	PF	-	-	-	-	-		656P	2022
5376	SAT	Texas Rodeo	45	1	A	-	-	-	-	-	-		656P	2022
5376	HDG	Texas Rodeo	55	1	B	PF	-	-	-	-	-		656P	2022
5377	SUD	Dandy Wood Taupe	77	1	A	PF	-	-	-	XL	C	42108	110135	-
5377	SAT	Dandy Wood Taupe	46	1	A	-	-	-	-	-	-		110135	-
5377	VRB	Dandy Wood Taupe	59	1	C	-	-	10'	-	-	-		110135	-
5378	SUD	Dandy Wood Anthracite	104	1	C	PF	-	-	-	XL	C	42109	75734	-
5378	SAT	Dandy Wood Anthracite	46	1	B	-	-	-	-	-	-		75734	-
5379	SUD	Manor	113	1	A	PF	-	-	-	-	-		507P	-
5379	SAT	Manor	42	1	B	-	-	-	-	-	-		507P	-
5380	SUD	Black Forest	105	2	A	PF	-	-	-	-	-		845P	2001
5380	TRC	Black Forest	105	2	B	PF	-	-	-	-	-		845P	2001
5381	TRC	Chelsea Chestnut Natural	88	2	A	PF	-	-	-	-	-	42134	911P	2094
5381	SUD	Chelsea Chestnut Natural	88	2	B	PF	-	-	-	-	-		911P	2094
5382	HDG	Chelsea Chestnut Brown	55	1	C	-	-	-	-	-	-		675P	-
5382	SUD	Chelsea Chestnut Brown	112	2	A	PF	-	-	-	-	-	42135	675P	-

D,Number	Finish	Design Name	Page	Row	Column	PF	D	10'	L	XL	C	GL Unified Solution	Edgeband (Retau)	Edgeband (Es)
5382	TRC	Chelsea Chestnut Brown	112	2	B	PF	-	-	-	-	-		675P	-
5382	BRL	Chelsea Chestnut Brown	N 24	2	A	-	-	-	-	-	-		675P	-
5383	SUD	Chelsea Chestnut Anthracite	105	1	A	PF	-	-	-	-	-	42136	223P	2036
5383	TRC	Chelsea Chestnut Anthracite	105	1	B	PF	-	-	-	-	-		223P	2036
5383	BRL	Chelsea Chestnut Anthracite	N 23	1	B	-	-	-	-	-	-		223P	2036
5384	SUD	Lido Pine	82	1	A	PF	-	-	-	-	-		486P	2037
5391	HDG	Oslo	54	1	A	-	-	-	-	-	-		221P	-
5391	SUD	Oslo	80	2	A	-	-	-	-	-	-	42104	221P	-
5392	SUD	Modern Oak	100	2	A	-	-	-	-	-	-		-	2070
5392	SAT	Modern Oak	43	2	A	-	-	-	-	-	-		-	2070
5392	SAN	Modern Oak	100	1	B	-	-	-	-	-	-		-	2070
5393	SUD	Charleston	100	1	A	-	-	-	-	-	-		-	2049
5394	HDG	Nordic Acacia	54	2	A	-	-	-	-	-	-		-	2007
5394	SUD	Nordic Acacia	83	2	B	-	-	-	L	XL	C	42112	-	2007
5394	TRC	Nordic Acacia	83	2	A	-	-	-	-	-	-		-	2007
5395	SUD	Urban Oak	87	1	A	-	-	-	-	-	-		049P	2023
5395	SGL	Urban Oak	74	1	B	-	-	-	-	-	-		049P	2023
5395	ARA	Urban Oak	87	1	C	-	-	-	-	-	-		049P	2023
5396	HDG	Tango Wood	55	2	A	-	-	-	-	-	-		-	2092
5396	SUD	Tango Wood	94	2	B	-	-	-	-	-	-		-	2092
5396	ARA	Tango Wood	N 94	1	C	-	-	-	-	-	-		-	2092
5401	SAN	Argent Elm	80	1	A	-	-	-	-	-	-		75712	2040
5416	SAN	Glacier	81	1	A	-	-	-	-	-	-		486P	-
5420	SUD	Autumn Elm	103	1	B	PF	-	-	-	-	-		181P	-
5422	SUD	Avignon Grey	104	1	A	PF	-	-	-	-	-		747P	-
5423	SUD	Bianca Roselba	81	4	B	PF	-	-	-	-	-		582P	-
5423	SGL	Bianca Roselba	73	1	A	PF	-	-	-	-	-		582P	-
5425	SUD	Toasted Walnut	93	2	A	PF	-	-	-	-	-		193P	-
5426	VRB	Limewashed Ash	59	2	A	-	-	10'	-	-	-		691P	-
5427	VRB	Refresh Oak	61	2	A	-	-	10'	L	-	-	42124	067P	2070
5428	VRB	Trusted Oak	61	2	B	-	-	10'	-	-	-		693P	-
5430	SUD	Honey ash	83	1	C	PF	-	-	-	-	-		694P	-
5431	SUD	Sweet almond	83	1	A	PF	-	-	-	-	-		695P	-
5432	SAN	Construct Oak	99	1	A	-	-	-	-	-	-		468P	-
5433	SAN	Ideal Oak	102	2	D	-	-	-	-	-	-		355P	-
5517	SUD	Lyon Walnut	115	3	B	PF	-	-	-	-	-		748P	-
5518	SUD	Bianco Horizonte	115	1	A	PF	-	-	-	-	-		749P	-
5519	SUD	Grigio Horizonte	115	1	B	PF	-	-	-	-	-		468P	-
5520	SUD	Hampshire Oak	115	4	B	PF	-	-	-	-	-		750P	-
5523	SUD	Horizontal Santos	116	1	B	PF	-	-	-	-	-		696P	-
5524	SUD	Samara Oak	115	3	A	PF	-	-	-	-	-		407P	2094
5527	SUD	White Teak	115	2	A	PF	-	-	-	-	-		698P	-
5528	SUD	Sabah Teak	115	2	B	PF	-	-	-	-	-		776P	-
5529	SUD	Peninsular Teak	1											

Index

DOORS SPECIAL RANGE - 3' X 7'

D.No.	Finish	Design Name	Page	Row	Column	D
101	SUD	White	153	1	D	D
107	SUD	Wool	153	3	C	D
124	SUD	Mysore Ivory	153	3	E	D
132	SUD	Cyclone	143	2	E	D
133	SUD	Moon Stone	143	2	C	D
141	SUD	Beige	143	1	A	D
152	SUD	Almond	143	1	D	D
204	SUD	Red Dynasty	145	3	E	D
261	SUD	Dark Grey	148	3	B	D
270	SUD	Silver Grey	147	1	B	D
291	SUD	Electric Blue	149	3	D	D
608	SUD	American Walnut	108	1	A	D
633	SUD	Sunset Beech	90	2	A	D
652	SUD	Wild Cherry	95	2	A	D
676	SUD	European Walnut	90	1	B	D
682	SUD	Hiland Pine	78	1	A	D
683	SUD	Golden Maple	84	2	A	D
685	SUD	Swiss Pear	84	2	B	D
693	SUD	Vancouver Maple	96	2	A	D
701	SUD	Rising Beech	89	2	D	D
702	SUD	Cherry	78	1	B	D
711	SUD	Siam Teak	90	2	D	D
718	SUD	Silver Maple	79	2	A	D
731	SUD	Wenge	111	2	D	D
750	SUD	White Beech	78	2	A	D
766	SUD	Rich Walnut	111	2	B	D
770	SUD	Douglas Fur	84	1	A	D
791	SUD	Milwaukee Walnut	114	2	A	D
5003	SUD	Phillipine Teak	99	2	A	D
5007	SUD	White Larch	81	2	B	D
5018	SUD	Brooks Walnut	112	2	D	D
5049	SUD	Red Oak	93	1	A	D
5050	SUD	Umber Oak	111	2	C	D
5566	SUD	Clear Mesh	131	2	A	D
5567	SUD	Grey Mesh	131	2	C	D
5568	SUD	Smoky Mesh	131	2	D	D
5569	SUD	Earthen Mesh	131	2	B	D

M RANGE - 4' X 10'

D.No.	Finish	Design Name	Page	Row	Column	10
101	SGL	White	65	1	A	10'
101	SUD	White	153	1	D	10'
107	JUP	Wool	153	1	A	10'
107	SAT	Wool	33	1	B	10'
107	SGL	Wool	65	1	B	10'
107	SUD	Wool	153	3	C	10'
108	SUD	Absolute White	153	2	C	10'
111	SAT	Designer White	33	1	A	10'
124	SGL	Mysore Ivory	65	1	C	10'
132	SAT	Cyclone	33	1	D	10'
148	SGL	Tidal Sand	65	1	D	10'
163	JUP	Bay	143	3	D	10'
163	SUD	Bay	143	3	C	10'
175	SUD	Heather	146	1	A	10'
175	SAT	Heather	35	1	A	10'
240	SUD	Eucalyptus	151	1	C	10'
240	SAT	Eucalyptus	34	1	B	10'
243	SUD	Sea Green	151	2	A	10'
261	SAT	Dark Grey	33	2	D	10'
261	SUD	Dark Grey	148	3	B	10'
265	SUD	Grey Sand	143	2	D	10'
266	SAT	Ash Grey	33	2	C	10'
266	SUD	Ash Grey	148	2	D	10'
267	SUD	Bluish Grey	148	1	C	10'
268	SUD	Dust	148	2	B	10'
269	JUP	Smog	147	2	B	10'
271	SAT	Light Grey	33	2	A	10'
271	SUD	Light Grey	147	1	A	10'
272	SAT	Cloud	33	2	B	10'
272	SUD	Cloud	148	1	D	10'
274	SAT	Pine Nut	34	2	A	10'
274	SUD	Pine Nut	144	3	B	10'
275	SUD	Pearl Grey	148	1	A	10'
276	SUD	Pebble	144	1	D	10'
277	SUD	Charcoal	148	4	B	10'
297	SUD	Blue Galaxy	150	3	C	10'
401	JUP	Black	154	2	C	10'
401	SGL	Black	65	2	D	10'
401	SUD	Black	154	2	A	10'
401	ARN	Black	20	1	C	10'
608	SUD	American Walnut	108	1	A	10'
682	SUD	Hiland Pine	78	1	A	10'
766	SUD	Rich Walnut	111	2	B	10'
766	SAT	Rich Walnut	45	2	A	10'
777	SUD	Sumatra Teak	93	1	B	10'
930	SGL	Glisten	72	1	A	10'
940	SAT	Neptuno Pearl	37	1	B	10'
940	SGL	Neptuno Pearl	71	1	A	10'
5082	SUD	Louisiana Oak	86	1	B	10'
5101	SUD	Horizon Elm Beige	84	1	C	10'
5101	VRB	Horizon Elm Beige	57	1	A	10'
5102	SUD	Horizon Elm Brown	101	1	B	10'
5102	VRB	Horizon Elm Brown	58	1	A	10'
5103	SUD	Belavista Taupe	97	1	C	10'
5103	SGL	Belavista Taupe	73	2	A	10'
5104	SUD	Belavista Brown	92	1	A	10'
5104	SGL	Belavista Brown	73	2	B	10'
5105	SUD	Library Wood	85	1	A	10'
5105	SGL	Library Wood	73	1	B	10'
5106	SUD	Palermo Oak	99	1	B	10'
5106	SAT	Palermo Oak	42	1	A	10'
5107	SUD	Vienna Beech	101	1	A	10'
5107	SAT	Vienna Beech	41	1	A	10'
5311	SUD	California Ash	110	2	C	10'
5312	SUD	Cured Ash	111	2	A	10'
5333	SUD	Nordic Walnut	98	2	B	10'
5334	SUD	Canyon Walnut	109	1	B	10'
5334	SGL	Canyon Walnut	74	2	A	10'
5335	SUD	Bandung Teak	108	2	C	10'
5335	SGL	Bandung Teak	74	1	D	10'
5343	SGL	Liro Sap	74	2	C	10'
5375	SUD	Saturno Walnut	108	2	A	10'
5375	SAT	Saturno Walnut	44	1	A	10'
5377	VRB	Dandy Wood Taupe	59	1	C	10'
5426	VRB	Limewashed Ash	59	2	A	10'
5427	VRB	Refresh Oak	61	2	A	10'

M RANGE - 4' X 10'

D.No.	Finish	Design Name	Page	Row	Column	10
5428	VRB	Trusted Oak	61	2	B	10'
5572	SAT	Grey Marquina	39	1	A	10'
5574	JUP	Statuario	128	1	A	10'
5574	SGL	Statuario	69	1	A	10'
5575	SGL	Black Marmor	68	1	B	10'
5583	JUP	Visconti	127	1	B	10'
5583	SGL	Visconti	69	1	B	10'
5584	SAT	Athena	38	1	A	10'
5584	SGL	Athena	68	1	A	10'
5594	SAT	Olympia	39	2	A	10'
5595	JUP	Scala Grey	126	1	A	10'
5596	JUP	Manitoba	123	2	B	10'
5597	SAT	Sanganer Pearl	40	1	A	10'
5597	SGL	Sanganer Pearl	70	1	A	10'
5597	JUP	Sanganer Pearl	125	1	A	10'
5598	JUP	Sanganer Terracotta	125	1	C	10'
5601	ARN	Woven Ash Grey	20	2	A	10'
5602	ARN	Woven Anthracite	20	2	B	10'
5641	ARN	Kimono	18	2	B	10'
5642	ARN	Manilla Taupe	19	1	B	10'
5643	ARN	Manilla Beige	19	2	A	10'
5648	ARN	Luis Grey	18	1	A	10'
5649	ARN	Luis Brown	18	2	A	10'
5673	SAT	Samsara	38	1	B	10'
5674	SGL	Zeus Brown	67	1	A	10'
5675	SGL	Marco Marble	67	1	B	10'
9605	VRB	Livid Teak	58	1	B	10'
9606	VRB	Xyloid Teak	62	1	B	10'
9609	VRB	Teak Ebon	62	1	C	10'
9614	VRB	Spirited Oak	61	1	C	10'

L RANGE - 4.25' X 10'

D.No.	Finish	Design Name	Page	Row	Column	L
101	SUD	White	153	1	D	L
107	JUP	Wool	153	1	A	L
107	SUD	Wool	153	3	C	L
111	SUD	Designer White	153	1	C	L
124	SUD	Mysore Ivory	153	3	E	L
132	SAT	Cyclone	33	1	D	L
132	SUD	Cyclone	143	2	E	L
133	SUD	Moon Stone	143	2	C	L
137	SUD	Mustard	152	4	C	L
141	SUD	Beige	143	1	A	L
163	JUP	Bay	143	3	D	L
163	SUD	Bay	143	3	C	L
173	SUD	Barbie Pink	145	1	D	L
174	SUD	Powder Pink	145	1	C	L
174	SAT	Powder Pink	35	2	A	L
181	SUD	Chocolate	144	4	B	L
201	SUD	Maroon	146	3	C	L
204	SUD	Red Dynasty	145	3	E	L
207	SUD	Divine Yellow	152	3	C	L
217	SUD	Light Orange	152	4	A	L
229	SUD	Yellow	152	3	B	L
243	SUD	Sea Green	151	2	A	L
245	SAT	Dark Green	34	2	C	L
245	SUD	Dark Green	152	4	D	L
247	SUD	Dutch Green	151	1	B	L
257	SUD	Olive	152	1	A	L
259	SUD	Lime	152	2	B	L
261	SUD	Dark Grey	148	3	B	L
262	SUD	Grey	148	1	B	L
266	SUD	Ash Grey	148	2	D	L
268	SUD	Dust	148	2	B	L
270	SUD	Silver Grey	147	1	B	L
271	SUD	Light Grey	147	1	A	L
273	SUD	Sky Grey	150	1	A	L
274	SUD	Pine Nut	144	3	B	L
275	SUD	Pearl Grey	148	1	A	L
277	SUD	Charcoal	148	4	B	L
280	SUD	Blue	149	3	B	L
284	SUD	Ozone	150	1	C	L
291	SUD	Electric Blue	149	3	D	L
297	SUD	Blue Galaxy	150	3	C	L
304	SUD	Blue Bell	149	3	C	L
401	JUP	Black	154	2	C	L
401	SAT	Black	34	3	D	L
401	SUD	Black	154	2	A	L
467	SUD	Mermaid	150	2	D	L
467	SAT	Mermaid	34	1	C	L
719	SUD	Mangfall Beech	89	2	C	L
738	SUD	Oak	86	1	A	L
923	SUD	Meta Silver	135	2	B	L
5003	SUD	Phillipine Teak	99	2	A	L
5004	SUD	Lorraine Walnut	112	2	C	L
5006	SUD	Thansau Maple	89	1	A	L
5018	SUD	Brooks Walnut	112	2	D	L
5049	SUD	Red Oak	93	1	A	L
5333	SUD	Nordic Walnut	98	2	B	L
5333	SAT	Nordic Walnut	43	1	B	L
5375	SUD	Saturno Walnut	108	2	A	L
5375	SAT	Saturno Walnut	44	1	A	L
5394	SUD	Nordic Acacia	83	2	B	L
5427	VRB	Refresh Oak	61	2	A	L
5566	SUD	Clear Mesh	131	2	A	L
5568	SUD	Smoky Mesh	131	2	D	L
5574	JUP	Statuario	128	1	A	L
5574	SAT	Statuario	39	1	B	L
5580	SUD	Sandstone Grey	122	2	B	L
5583	JUP	Visconti	127	1	B	L
5583	SUD	Visconti	127	1	A	L
5595	SUD	Scala Grey	126	1	B	L
5595	JUP	Scala Grey	126	1	A	L
5595	SAT	Scala Grey	37	1	A	L
9610	VRB	Pure Ash	59	1	B	L
9611	VRB	Innate Ash	60	1	B	L
9851	AFX	White X	30	1	A	L
9852	AFX	Eden Grey	30	2	B	L
9853	AFX	Anthracite	30	3	B	L

L RANGE - 4.25' X 10'

D.No.	Finish	Design Name	Page	Row	Column	L
9854	AFX	Dove	30	1	B	L
9855	AFX	Basalt Grey	30	2	A	L
9856	AFX	Coffee Bean	30	3	C	L
9857	AFX	Country Blue	30	1	D	L
9858	AFX	Victorian Violet	30	1	C	L
9859	AFX	Sea Weed Green	30	2</		

COMPACT LAMINATE RANGE - 6' X 6' 6" X 12'

D.No.	Finish	Design Name	Page	Row	Column	C
111	SUD	Designer White	153	1	C	C
121	SUD	Ivory	143	1	C	C
124	SUD	Mysore Ivory	153	3	E	C
133	SUD	Moon Stone	143	2	C	C
134	SUD	Mud Ash	144	1	C	C
137	SUD	Mustard	152	4	C	C
138	SUD	Terracotta	145	2	A	C
141	SUD	Beige	143	1	A	C
173	SUD	Barbie Pink	145	1	D	C
201	SUD	Maroon	146	3	C	C
204	SUD	Red Dynasty	145	3	E	C
207	SUD	Divine Yellow	152	3	C	C
217	SUD	Light Orange	152	4	A	C
230	SUD	Cream Yellow	152	3	A	C
243	SUD	Sea Green	151	2	A	C
245	SUD	Dark Green	152	4	D	C
257	SUD	Olive	152	1	A	C
259	SUD	Lime	152	2	B	C
261	SUD	Dark Grey	148	3	B	C
268	SUD	Dust	148	2	B	C
271	SUD	Light Grey	147	1	A	C
273	SUD	Sky Grey	150	1	A	C
275	SUD	Pearl Grey	148	1	A	C
281	SUD	Navy Blue	150	3	E	C
284	SUD	Ozone	150	1	C	C
291	SUD	Electric Blue	149	3	D	C
297	SUD	Blue Galaxy	150	3	C	C
401	SUD	Black	154	2	A	C
467	SUD	Mermaid	150	2	D	C
682	SUD	Hiland Pine	78	1	A	C
719	SUD	Mangfall Beech	89	2	C	C
738	SUD	Oak	86	1	A	C
770	SUD	Douglas Fur	84	1	A	C
923	SUD	Meta Silver	135	2	B	C
937	SUD	Chicago Steel	138	1	C	C
5003	SUD	Phillipine Teak	99	2	A	C
5006	SUD	Thansau Maple	89	1	A	C
5018	SUD	Brooks Walnut	112	2	D	C
5076	SUD	Primeval Oak	91	2	B	C
5331	SUD	Midnight Acacia	106	1	B	C
5333	SUD	Nordic Walnut	98	2	B	C
5334	SUD	Canyon Walnut	109	1	B	C
5375	SUD	Saturno Walnut	108	2	A	C
5377	SUD	Dandy Wood Taupe	77	1	A	C
5378	SUD	Dandy Wood Anthracite	104	1	C	C
5394	SUD	Nordic Acacia	83	2	B	C
5566	SUD	Clear Mesh	131	2	A	C
5568	SUD	Smoky Mesh	131	2	D	C
5581	SUD	Torino Pearl	124	1	A	C

GREENLAM UNIFIED SOLUTION

GL D. No	Compact D.No	MFC D. No	Design Name	Page	Row	COL	REHAU	E3
101		42501	White	153	1	D	75729	1001
111	111	42502	Designer White	153	1	C	75729	1001
121		42505	Ivory	143	1	C	75713	-
133	133	42506	Moon Stone	143	2	C	75716	-
134	134	42530	Mud Ash	144	1	C	112052	-
137	137	42518	Mustard	152	4	C	112127	1048
141	141	42508	Beige	143	1	A	112079	-
173	173	42521	Barbie Pink	145	1	D	75600	1014
204	204	42520	Red Dynasty	145	3	E	75717	1009
207	207	42517	Divine Yellow	152	3	C	112059	-
217	217	42519	Light Orange	152	4	A	110101	-
230	230	42516	Cream Yellow	152	3	A	75735	-
245	245	42524	Dark Green	152	4	D	112081	-
257	257	42522	Olive	152	1	A	69849	-
259	259	42523	Lime	152	2	B	75742	1018
261	261	42513	Dark Grey	148	3	B	75745	1050
268	268	42511	Dust	148	2	B	75731	1052
271	271	42509	Light Grey	147	1	A	110220	1004
276		42531	Pebble	144	1	D	110103	-
284	284	42525	Ozone	150	1	C	-	-
291	291	42527	Electric Blue	149	3	D	75639	1519
297	297	42528	Blue Galaxy	150	3	C	112073	1069
401	401	42515	Black	154	2	A	75712	1006
682	682	42101	Hiland Pine	78	1	A	015P	2040
695		42126	Bavarian Beech	90	2	B	034P	2008
738	738	42111	Oak	86	1	A	392P	-
923	923	42901	Meta Silver	135	2	B	180 P	-
5003	5003	42123	Phillipine Teak	99	2	A	703W	2093
5006	5006	42114	Thansau Maple	89	1	A	584 P	2016
5049		42117	Red Oak	93	1	A	098 P	-
5076	5076	42116	Primeval Oak	91	2	B	327P	-
5082		42113	Louisiana Oak	86	1	B	237P	2094
5333	5333	42125	Nordic Walnut	98	2	B	145P	2317
5334	5334	42129	Canyon Walnut	109	1	B	467P	2080
5375	5375	42127	Saturno Walnut	108	2	A	730P	2232
5377	5377	42108	Dandy Wood Taupe	77	1	A	110135	-
5378	5378	42109	Dandy Wood Anthracite	104	1	C	75734	-
5381		42134	Chelsea Chestnut Natural	88	2	A	911P	2094
5382		42135	Chelsea Chestnut Brown	112	2	A	675P	-
5383		42136	Chelsea Chestnut Anthracite	105	1	A	223P	2036
5391		42104	Oslo	80	2	A	221P	-
5394	5394	42112	Nordic Acacia	83	2	B	-	2007
5427	5427	42124	Refresh Oak	61	2	A	067P	2070
5566	5566	42701	Clear Mesh	131	2	A	344P	-
5568	5568	42702	Smoky Mesh	131	2	D	701P	-

Size Availability in Finishes

FINISH	ABBREVIATION	GREENLAM STANDARD (4' X 8')	GREENLAM DOOR SPECIALS (3' X 7')	GREENLAM "M" RANGE (4' X 10')	GREENLAM "L" RANGE (4.25' X 10')	GREENLAM "XL" RANGE (5' X 12')	GREENLAM COMPACT LAMINATES (6' X 12')
AFX	AFX	✓	•	•	•	•	•
Aran N	ARN	✓	•	✓	•	•	•
Aria	ARA	✓	•	•	•	•	•
Barrel N	BRL	✓	•	•	•	•	•
Brushed	BRD	✓	•	•	•	•	•
Canyon N	CNY	✓	•	•	•	•	•
Jupiter	JUP	✓	•	✓	•	•	•
Edgy Ash	ASH	✓	•	•	•	•	•
Fawn	FWN	✓	•	•	•	•	•
HD Glosss	HDG	✓	•	•	•	•	•
Olmo	OLM	✓	•	•	•	•	•
Santhia	SAN	✓	•	•	•	•	•
Satin	SAT	✓	•	✓	•	•	•
Sierra	SRA	✓	•	•	•	•	•
Sparkle	SPK	✓	•	•	•	•	•
Stone	STN	✓	•	•	•	•	•
Suede	SUD	✓	✓	✓	✓	✓	✓
Super Gloss	SGL	✓	•	✓	•	•	•
Synchro	SY1, SY2	✓	•	•	•	•	•
Trace	TRC	✓	•	•	•	•	•
Veracious Bark	VRB	✓	•	✓	•	•	•

Note: All Sample are in Suede finish unless mentioned.

● These are speciality laminate and are priced differently.

PF Design available in Post Forming grade also

D Greenlam Doors Special available in 3' x 7'

10 Design also available in 4' x 10'

C Compact Laminates available in 6' x 12'

L Design also available in 4.25' x 10'

XL Design also available in 5' x 12'

H Horizontal Design

VA Recommended for Vertical Application

P Premium

N New Design

LIABILITY

Whereas the products are manufactured to exacting standards, the nature of the application procedure is beyond our control. While we are pleased to offer advice, we cannot guarantee the finishing results or accept liability for it. All information is provided in good faith but without warranty expressed or implied. The liability of the company is limited to replacement of defective goods only. It is therefore necessary that prior to any commercial use you should conduct your own tests to evaluate efficacy of the product under the particular condition for its intended use.

PRODUCT PORTFOLIO

Greenlam Laminates & Allied Products

A result of an undying passion for craft, technology and art; Greenlam product range can work with almost any style of decor. Offering breakthrough designs and stunning textures which are incredibly gorgeous and strikingly creative. Designed to transform dull spaces to a lively paradise. Each variant of laminate is complemented by exquisite detailing and understated, to say the least.

As Asia's leading manufacturer of high pressure laminates, Greenlam offers you durable and decorative Greenlam Laminates. The perfect choice to build your ideal interior and exterior. While their sturdiness makes them apt for a wide range of applications, their spectacular colors make them more desirable.

LAMINATES AND ALLIED PRODUCTS



HD GLOSS LAMINATE

A superior gloss laminate empowered with the best in class Scuff, Abrasion and MAR resistance to resist permanent deformation or micro scratches resulting from the application of dynamic mechanical force.



DIGITAL LAMINATE

Innovation and contemporary consolidated into one. Extensive variety of digital colours and patterns for you to enrich every nook and corner of your spaces. Be a trendsetter.



CUSTOM LAMINATE

Now decorate the world around you with your imagination and adorn your house just the way you want with custom laminates. Bring us your own images, artwork, photographs or illustrations and we'll create laminates that are unusual and memorable.



ELECTROSTATIC DISSIPATIVE LAMINATE

When it comes to excellent immensional stability, ESD laminates come first. Having five times more stiffness than its substitutes, the chances of dust accumulation are less on these laminates making them ideal for IT offices, call centres, laboratories, electronic industries, pharmaceutical labs, offices where electronic gadgets are regularly used.



UNICORE LAMINATE

A result of an undying passion for craft, technology and art, these laminates are perfect for edging to create a uniform finish with no dark edged. Made with special decorative paper-Unicore, in solid colours, suede & gloss surfaces, it enhance the decor aesthetically.



CHALK & MARKER GRADE LAMINATE

Two premium ranges of laminates, available in a variety of colours, these laminates, when wiped, turn spotless and live much longer than the traditional boards in schools and corporate houses.



MFC PRELAM CHIPBOARD

Fused with excellent machinability, superior screw-holding power & smooth surface finish, these Melamine Faced Chip Boards are crafted to add perfection to the spaces. Offering a very wide range of stunning designs, they are ideal for both commercial and residential spaces.



FIRE RETARDANT LAMINATE

Treated with imported fire retardant chemicals which help in delaying temperature rise, making it resistant to temperature rise, making it resistant to fire. Available in a variety of colours and designs, these laminates are high in aesthetic appeal and ensure secured environment.



POSTFORMING LAMINATE

Designed exclusively to enhance the aesthetics of your interiors while preventing water seepage in crevices and moisture retention. Armed with added flexibility and malleability, the application on shutters, counter tops, application on shutters, counter tops, furniture tops etc.



COUNTER TOP LAMINATE

A perfect fit when it comes to kitchen and bathroom settings, these laminates are remarkably elegant, modern and at the same time are resistant to stains, moisture and abrasions. Available in a wide range of sizes and colours to add to your taste of stylish interiors.



FOUR x TEN TEN FEET LAMINATE COLLECTION

Presenting, exclusive 4'-10" size of laminate collection. With its long height and perfect finishing, the 4'-10" laminate is apt for paneling in spaces with a high ceiling height. It also is a good choice to cover long surfaces in furniture design. The 4'-10" offers the ultimate in seamless finishing to your spaces by reducing the joining process.



SUPERTUFF LAMINATE

Tough from inside. Exquisite on the outside. That are Greenlam Supertuff laminates for you. Available in 1.5mm thickness, these laminates are engineered to withstand rough usage.



DOOR SPECIAL LAMINATE

A range so perfectly fit for doors, these laminates not only clad your doors seamlessly but also make them look beautiful. Available in a specialised 3'x7' size to cater to your every need.



DECOLINER LAMINATE & COMPOSITE PANEL

Range of low maintenance liner grade laminates & composite panels that add a new dimension to your craftsmanship. Make your cabinets, workspace partitions, cupboards, back panel of kitchen & wardrobes as beautiful inside as they are outside.



LEXUS 1.50 MM COLLECTION

India's first fluted collection in 1.50 mm thickness is a mark of innovation and aesthetics in surface solution industry. Engineered with superior durability and exclusive collection of decorative laminates inspired from 3D fluted patterns offering depth and design versatility.



Exterior Grade Compact Laminates with unmatched GLE technology, designed to make exteriors enthralling and gripping.



Thinner alternatives of Compact Laminates, these panels are durable and sturdy as ply boards. These are designed to be particularly resistant to degradation, scratch and stain making them perfect for bathroom doors, workstation partitions and other self-supporting vertical applications.



Chemical Resistant Compact Laminates, designed specifically to shield surfaces from chemical abuse.



The result of our cutting-edge technology, these revolutionary laminates have solid coloured patterns over the edges to add an extra edge of magnificence.



Presenting a new world of restroom cubicles and locker solutions studded with innovative designs and unique features. Enabling you to design your world your way with its customization feature, it offers you innovative and bold patterns & themes to turn spaces into marvels. Not only this, our expert installation team installs these lockers and restroom cubicles at your spaces assuring perfection.



GreenTouch Laminates is 0.80 mm thickness collection from the House of Greenlam. This diverse collection features an array of stunning solids, woods, and abstract textures, designed to add character and depth to any space.



Planned by the seasoned artistic minds, these new patterns let you explore infinite possibilities and bring new life into your spaces with sheer brilliance.



Specifically crafted for interior design projects and bespoke furniture, these laminates are perfect for edging to create a uniform and seamless finish.

WOOD AND ALLIED PRODUCTS



An innovative transformation of diligently crafted plywood, with its simple, sharp, and an effective range, MikasaPly products come devoid of any confusing features and boasts of great efficacy. The entire range of plywood and blockboard is empowered by The Deca Edge Technology and is manufactured with eco & Socio-consciousness by the most advanced machineries at the state-of-the-art facility.

Introducing MikasaPly 'The No Nonsense Ply' from then house of Greenlam Industries Limited.



A premium range of natural decorative veneers that make your interiors naturally beautiful. This exclusive range of veneers brings you the world's most exotic timbers offering you more than 200 species of woods. Available in Natural / Teak / Engineered.



Mikasa real wood floors, produced in India for the first time, draws inspiration from a Spanish phrase "Mi Casa, Su Casa", which means my home is your home. Mikasa is inspired by wood. Each piece of wood is enhanced using the latest technology, thus bringing out the true character of wood. It offers the largest collection of engineered wooden flooring in various thicknesses and sizes. We create the finest floors. For those who have the finest taste.



Unlike traditional doors, Mikasa offers complete door solutions. Ready to fit, engineered from real wood, superior factory- finished products make you look at the doors in a whole new light.

BRANCH OFFICES

Customer Connect No. : 1800 833 0004

AGARTALA 9085086111	AGRA 9650101768	AHMEDABAD 9909983383	BENGALURU 9844315821	BHUBANESHWAR 9777454083
CHANDIGARH 7087888531	CHENNAI 6381815215	COIMBATORE 9003917470	DELHI/NCR 95999 03911	DEHRADUN 9005116688
GHAZIABAD 96506627111	GUWAHATI 9085086111	HISAR 9896393599	HYDERABAD 9100364323	INDORE 9752593453
JAIPUR 9599073622	KOCHI 9746474578	KOLKATA 9804462295	LUCKNOW 9005941116	MUMBAI 7506642336
MADURAI 9500099471	NAGPUR 9158886981	PATNA 99559 99500	PUNE 9136102399	RAIPUR 9936676774
RANCHI 9523595272	VIJAYAWADA 7032307555	NASHIK 8956777178	KOLHAPUR 7420831251	

**CORPORATE OFFICE
GREENLAM INDUSTRIES LTD.**

2nd Floor, West Wing, Worldmark 1, Aerocity,
IGI Airport Hospitality District,
New Delhi - 110 037, India

T | +9111 42791399
E | info@greenlam.com
W | www.greenlamindustries.com

**GREENLAM EXPERIENCE CENTER
KOLKATA**

25/B, Shop No. E & F., Mirza Ghalib Road,
Park Street, Opposite Westside Mall,
Kolkata - 700016, India

T | +91 33 4601 7151; +91 983 600 7771;
+91 629 226 3309
E | experiencecenter.kolkata@greenlam.com

AHMEDABAD

Showroom No. 1 & 2, Ground Floor, Block-A,
Westgate Business Bay, SG Highway,
Ahmedabad - 380051

T | 084870 77297
E | experiencecenter.ahmedabad@greenlam.com



Greenlam
Industries Limited

www.greenlam.com